

OFFICIAL RULES FOR ALL BRC COMPETITIONS

Including 2015 Area Competitions for the following Championships:

Novice Winter Championships
Intermediate Winter Championships
Festival of the Horse
Horse Trials Championships
National Championships
Dressage to Music & Quadrille

Recommended for use at affiliated club events

LIFE VICE PRESIDENTS

David Briggs
Peter Felgate
John Holt
Grizel Sackville Hamilton
Tony Vaughan-France

It is the responsibility of competitors, team managers, stewards and officials to ensure they are fully conversant with these rules.

The following abbreviations are used in this Rule Book:

BRC: British Riding Clubs	BHS: British Horse Society
BD: British Dressage	EI: Eventing Ireland
BE: British Eventing	BS: British Show Jumping
DI: Dressage Ireland	SJAI: Show jumping Association of Ireland

Effective from 1 January 2015

© **British Riding Clubs**
Issued by BRC

CONTENTS

SECTION G:	GENERAL RULES	3
SECTION C:	CODES OF CONDUCT	23
SECTION D:	DRESSAGE	
	D1: Dressage	25
	D2: Team of Six Dressage	30
	D3: Team of Four Dressage	31
	D4: Riding Tests	32
	D5: Dressage to Music	33
	Q1: Quadrille	35
SECTION SJ:	SHOW JUMPING	
	SJ1: Show Jumping	38
	SJ2: Style Jumping	48
SECTION HT:	HORSE TRIALS	51
SECTION CH:	FESTIVAL OF THE HORSE CHALLENGE	61
SECTION CT:	COMBINED TRAINING	66
SECTION S:	SHOWING	
	S1: In the Pink	68
APPENDICES:	Appendix 1 – Tests and Fees for 2015	69
	Appendix 2 & 3 – Eligibility of Horse and Rider	72
	Appendix 4 – Dress Guidelines	75
	Appendix 5 – Tack and Equipment	78
	Appendix 6 – Tack Summary	83
	Appendix 7 – Permitted Bits	84
	Appendix 8 – Courses, Speeds & Distances	88
	Appendix 9 – Maximum Competitors	90
	Appendix 10 – Awards & Numbers to Qualify	91
	Appendix 11 – Overall awards	93
	Appendix 12 – Vet Inspections	94
	Appendix 13 – Horse Trials Dressage Tests	95
	Appendix 14 – Team Dressage Tests	102
	Appendix 15 – Pairs Dressage Test	105
	Appendix 16 – Pairs to Music Test	106
	Appendix 17 – Riding Tests	107
	Appendix 18 – Criteria for Riding Tests	110
	Appendix 19 – Style Jumping Test	111
	Appendix 20 – Criteria for Style Jumping	112
	Appendix 21 – Dressage Tests	113
	Appendix 22 – Comments Slip	117
	Appendix 23 – Affiliated Riding Clubs by area	118
	Appendix 24 – Flu Vac Check table	123
	Appendix 25 – Drug Testing Procedure	124
	Appendix 26 – Contacts	127
BRC TRAINING 2015		128

G: GENERAL RULES

The BRC National Executive Committee is the sole interpreter of these rules. These rules have been developed to ensure that competitors may compete against one another under fair and equal conditions. They cannot, however, cover every eventuality; matters that cannot be resolved by interpreting the rule to the letter should be resolved following the spirit of the text to obtain a solution that is fairest to all competitors.

Entries that the BRC Competitions Committee considers are contrary to the spirit of the competition will be rejected.

The Chairman of the Competitions Committee or, in their absence the BRC Chairman, may represent the Competitions Committee when a decision is required. Their decision will be final.

It is accepted that in BRC competitions senior members may ride ponies and junior members may ride horses.

G1: OFFICIAL COMPETITIONS

G1.1: Definition

An Official Competition is a qualifier for one of the BRC National Championships. It does not include inter-club or inter-area competitions, except where these are also qualifiers for BRC National Championships. It is, however, recommended that all club competitions should be run under these rules, where applicable.

G1.2: Rules

All Official BRC Competitions are conducted under the rules within this Rule Book. Where a specific situation is not covered within these rules the official rules for British Dressage (BD), British Show Jumping (BS), British Eventing (BE) or other official BRC publications shall apply.

Making an entry for any official BRC Competition constitutes acceptance of these rules.

It is the responsibility of competitors, team managers, stewards and officials to ensure that they are fully conversant with these rules. An unintentional breach of these rules through lack of knowledge will be treated in the same way as a deliberate breach. In all competitions the judge's decision is final unless over-ruled by the Official Steward or, at the Championships, by the Jury of Appeal.

Every effort is made to ensure that all parts of this rulebook are up to date, however if an anomaly is found, then those new rules recorded in bold and italic shall supersede any relevant rules unintentionally left in from a previous year. Amendments after going to print will be released on the BRC website Rulebook.

G1.3: Official Competition Year

The Official Competition Year begins on 1 April and ends on 31 March and is divided into two seasons, Summer and Winter. The competitions covered by this rule book, including Area Qualifiers for the following Championships, are:

SUMMER SEASON CHAMPIONSHIPS

Horse Trials Championships 2015
National Championships 2015
DTM & Quadrille 2015

WINTER SEASON CHAMPIONSHIPS

Novice Winter Championships 2015
Intermediate Winter Championships 2015
Festival of the Horse (FOTH) 2015

Please note that there may be new rules for the 2016 Winter Championships, which will come into effect on 1 January 2016. But qualifiers for the 2016 Winter Championships which take place between 1 October 2015 and 31 December 2015 will run under these 2015 rules *unless specified in the schedule.*

G2: ENTRIES

G2.1.1: Preliminary Entries

Preliminary entries for teams and/or individuals must be made by the club representative (or by an individual BRC Member) to the BRC Office 21 days before the Area Qualifier or by 30 June whichever is earlier, with appropriate fees (as shown on the entry form). Late entries may be accepted at the discretion of the organiser. Team managers must contact the organiser to seek permission for a late entry in the first instance to see if there is space. Late prelim entries must be made online and will be subject to a £10 surcharge per individual or pair and £20 per team payable over the phone once the BRC office has confirmed this is permissible. The BRC office closes at 3pm Friday afternoon after which time no further prelim entries may be made. No late prelim entries will be accepted after 30 June.

Prelim entry forms can be found on the BRC website under the relevant championship subheading. Or you may pay online at www.britishhorse.com just click on the BRC logo on the front page.

If an Area Qualifier has to be postponed, for whatever reason, the original closing date for Preliminary Entries to BRC Office will stand and only late entries that are accompanied by a late entry fee will be accepted. If the new qualifier date is more than 21 days later than the original date then prelim entries will be accepted at the normal cost up until the new close of prelim entry. Late entry surcharges will not be refunded in this case. Eligibility will then be taken from the new close of prelim entry.

Preliminary Entry fees are NOT required for the following competitions:

- In the Pink Senior Horse or Pony
- Teams of Six
- Teams of Four Dressage
- Quadrille

There will be no return of preliminary entry fees however a credit note may be issued.

G2.1.2: Loss of Team Members at Area and Championships

If due to unforeseen circumstances an entered team loses two or more of its members prior to the start of the competition, the remaining member or members may compete as individuals, if there is an individual section. However, there will be no refund for the missing team members.

G2.2: Area Entries

The competition entry fees will be set by the Area Liaison Committee and are payable to the host club/area. Late area entry surcharges will be at the discretion of the area organiser.

Making a Preliminary entry to an official competition constitutes a binding obligation to pay the area competition organiser an additional entry fee irrespective of whether the club and/or individual compete or not. Failure to pay this additional fee could result in the club and/

or individual being banned from competitions in future years at the discretion of the BRC National Executive Committee.

The date of the close of entry for Area Qualifiers is at the discretion of the host club/area, details of the organiser will be published on the BRC website. The entry form must be signed by a club representative/individual BRC Member certifying that all entries are in accordance with the BRC Rules. Entries will not be accepted if the BRC Office has not received a Preliminary entry. Proof of posting does not constitute evidence where entries have not been received.

Clubs or individuals entering Area Qualifiers must be willing and able to compete at the Championships should they qualify. Teams or individuals not wishing to compete at the Championships may enter the Area qualifier to compete HC if the organiser is willing to accept them and they are eligible. Any team or individual competing HC will not be eligible to compete at the championships.

The BRC declaration form must be completed fully and correctly, the pony/horse name must be that on the flu vaccination certificate and passport, details of appropriate winnings/points must be shown (failure to do so could render the team/individual liable to disqualification).

If the area qualifier becomes cancelled for whatever reason, area entries may or may not be refunded at the discretion of the area liaison committee.

G2.3: Championship Entries

On receipt of the area qualifier results sheet a championship entry form will be sent to the club for all teams and/or individuals that have qualified and whose eligibility has been checked. No club and/or individual have actually qualified until they have received notification from the BRC Office. Refer to G11 for rules on reserves.

The Championship Entry Form together with the appropriate entry fees for teams and individuals must be returned to the BRC Office by the due date, details of this year's Championship fees are in Appendix 1. The name shown on the entry form must be that on the flu vaccination certificate see Rule **G7.2**.

There will be no refunds for stabling fees, see G9.2.

There will be no return of Championship entry fees. In the event of a Championship being cancelled 25% of the fees will be retained, the remaining 75% may be returned as a cheque or credit note at the discretion of the BRC Competitions Committee.

G2.4: Area Teams

Area teams may be created in conjunction with the area representative by three, or four, highest placed individuals if there were no teams at the qualifier, or if there were no lower placed teams to invite. The highest placed individual could then also be invited, time permitting.

In extenuating circumstances, if the invited team cannot find a reserve from their own club in the run up to the championships, then they may invite a reserve from that area. In this case, the reserve must have taken part in the qualifier. This team would then become an area team.

G2.5 Returned Cheques

If any cheques for any payments in, e.g. prelim entries, championship entries, stabling, affiliation, photographs, tickets or insurance, are returned from the bank as 'refer to drawer' then the club shall be held responsible for the debt and for the additional administrative fee chargeable by the bank.

G3: QUALIFYING COMPETITIONS

G3.1: Area Qualifiers

Area qualifiers are organised by Area Liaison Committees for both Junior and Senior Competitions in each discipline. These events are listed on the BRC website which is updated regularly, as and when the area informs BRC of these dates.

All Area Qualifiers must take place at least 28 days before the relevant Championships; it is, however, preferable that they take place before this to allow time for processing results, invitations to be sent out, entry forms to be processed etc, the minimum time for which is 21 days before the Championships.

G3.2 Winter Season Competitions

Qualifiers for the FOTH and Novice and *Intermediate Winter* Championships must be held after 1 October until four weeks before the Championships.

G3.3: Summer Season Competitions

Qualifiers for the Horse Trials, National Championships and Dressage to Music must be held after 1 April until four weeks before the Championships. Horse trials qualifiers must not be held before Challenge qualifiers.

G3.4: Championships

Members who qualify at the Area Competitions will compete at the appropriate National Championships.

G4: ELIGIBILITY OF CLUBS, INDIVIDUALS AND INVITED TEAMS

G4.1: Affiliation

Only Riding Clubs affiliated to the BHS which have paid the minimum corporate insurance deposit by 31 January, and which have paid the Area Liaison subscription fee for the current year, are eligible to enter the official competitions. For competitions held after 1 June in the current year clubs must have paid the balance of their affiliation fees to be eligible to compete.

G4.1.1: Centre Membership

The British Riding Clubs Centre Membership Scheme has been set up to enable riders who do not own a horse or pony to take part in BRC competitions.

British Riding Clubs Centre Members are permitted to take part in all British Riding Club Competitions. They may enter Area Qualifiers and should they qualify will be eligible to represent their Centre at BRC National Championships.

Centre members, or the horses and ponies taking part, will not be covered by South Essex Insurance Brokers BRC Third Party Insurance Policy and MUST therefore hold their own Equestrian Establishment Insurance which covers all third party liability. The policy number must be provided to BRC Head Office prior to taking part in any BRC competition, by the close of prelim entries.

In order to participate in BRC Area and National Championships a member from the centre must make contact with their Area Representative, we advise that someone from the Centre attends the Area Liaison meetings and must pay any fees due.

Due to the stringent third party equestrian insurance requirements it will not be possible to establish a British Riding Clubs Centre at a BHS Approved Livery Yard. We recommend that horse owning riders wishing to compete in Area and National Competitions join an established BRC Riding Club and will therefore be able to enjoy all the BRC benefits available.

G4.2: Individuals

Individual members of the BRC movement, who are not members of an affiliated club, must have paid their annual subscription to be eligible to enter official competitions.

G4.3: Allocation of Areas

An affiliated riding club may enter eligible teams and individuals for the Area Qualifier only in the Area to which the club or individual is allocated.

G4.4: Invited Teams

The BRC Committee may invite teams from overseas clubs or other organisations to compete at Championships. Such teams may compete on horses/ponies hired or borrowed for the occasion provided that previously the horses/ponies have been regularly used for BRC activities and are eligible to compete in qualifying competitions for the Championships involved.

G5: ELIGIBILITY OF RIDERS

G5.1: Representation of Clubs

A Rider may only compete in official competitions for one riding club at a time. A rider may change clubs between competition seasons (see G1.3, G3.2 and G3.3) but they must remain with their new club for a minimum of 12 months from that change date. Horses may be used by more than one club in the same competition year, for example if the horse is sold or loaned to a different person, or is shared by members of two different clubs, provided the horse doesn't compete more than once in the same class. G6.3 supersedes these rules where relevant.

G5.2: Riders Age

All riders in Senior competitions must be 18 or over on 1 January in the current year. All riders in Junior competitions must be under 18 on 1 January in the current year. Any Juniors who qualify for the winter competitions (Novice and Intermediate Winter Championships and the FOTH) in the year prior to the championships (i.e. qualifiers held in the Autumn of 2014 for the 2015 Championships) must compete as Juniors at the Championships.

G5.3: Membership

All riders must be a member of an affiliated Riding Club or an individual member of BRC and must have paid their subscription by the closing date of preliminary entries for the competition they wish to compete in. Their names, addresses etc must appear on the current Membership Database held by the BRC Office at the close of preliminary entries. If the qualifying individual/s or any member of a winning/qualifying team is not on the database when the results arrive with BRC to be processed, then that person will be disqualified and the results will be re-calculated accordingly.

G5.4: Disqualification

If a rider is found to be ineligible, or not on the current BRC Membership Database, ***then they will be disqualified. For a team of four with one disqualified combination the results will be re-calculated to remove the disqualified combinations scores. If this still allows the team to qualify for the Championships then the team will be invited to the Championships as a team of three. Should more than one combination be disqualified, the team will no longer exist.***

G5.4.1: Disqualification after close of Championship entry

Should a horse or rider be found ineligible after close of Championship entry, then they shall be disqualified from the Championships. If this disqualification alters the results from the area as described above, the team will also be disqualified. There will be no refunds of any kind in these circumstances.

G5.5: Composition of Teams

No rider or horse may compete twice in the same team.

G5.6: FEI Competitions

See Appendix 3.

G6: ELIGIBILITY OF PONIES/HORSES

G6.1.1: Age of Ponies/Horses

Ponies or Horses may only compete in official competitions from 1 January in the year in which they become 4 years old, except for FOTH Challenge and Horse Trials when the minimum age is 5 years old.

G6.1.2: Height of Horses

There is no upper height restriction for horses/ponies.

G6.2: Downgrading of winnings

Applications for downgrading points or winnings will be considered on an individual basis. Forms are available on the BRC website. Winnings, which have previously been downgraded as per prior rules up until 1 January 2011 only, will be honoured. (Prior to 1 January 2011 for each full year that the horse is not registered with the relevant discipline BRC will remove the following points from the horses record – BE 3 points, BD 12 points, BS 50 points).

Points or winnings gained after the close of prelim entry are not counted (unless your horse has recently been downgraded and the conditions of this will restrict you from re-registering or competing and gaining points with the relevant discipline). SJAI winnings are converted by multiplying by 9 for horses, which have gained them in classes 120cm or above and by 3 in classes below 120cm. Winnings are multiplied by 2.5 for ponies.

G6.3: Ponies or Horses Competing Twice

The following should be read in conjunction with the relevant specific rules.

Juniors and seniors may share horses, provided they are competing at the same level.

No pony or horse may compete more than once ***on the same day in the same discipline at any Championship except for Dressage and Riding Test competitions when they may be***

ridden in more than one test if being competed individually and / or as part of a team provided that each test is different and only one test is as part of the team.

No horse can be ridden over the same course of jumps **on the same day**. Competitors taking part in two dressage classes or style jumping sections on the same day judged by the same judge, shall not have access to their judging/score sheets before competing in the second class/section.

For the purpose of this rule Horse Trials and FOTH Challenge competitions are considered to be the same discipline but dressage/show jumping and FOTH Combined Training are not, ***nor are show jumping and style jumping.***

Horses and ponies may compete in both Novice Winter Dressage and Intermediate Winter Dressage.

G6.3.2 Horse & Pony Competition Eligibility

Horses & ponies may compete in any competition for which they are eligible, with the following exceptions during the competition year (1 April to 31 March):

- ***Horses that have competed at Elementary dressage level or above in BD competitions or BRC official competitions in the current competition year may not compete in Prelim dressage tests, other than the prelim section of the Intermediate Dressage Championships if other eligibility criteria is met.***
- Horses that compete in the Senior Prelim Dressage may not compete in the Senior Open Dressage.
- Horses that compete in the BRC HT 100 or BRC HT 100+ may not compete in the BRC HT 80, BRC HT 90 or the BRC Challenge 90 ***even if the Challenge qualifier is held after 1 April.***
- ***A horse or pony may only compete in one of the Winter Show jumping competitions (senior/junior, novice/intermediate).***
- ***Horses and Ponies that compete in the summer intermediate or open show jumping may not compete in the Novice Winter Show jumping.***
- ***Horses that have competed in the summer open show jumping may not compete in either the novice or intermediate winter show jumping.***
- ***Upward progression is permitted, so for example a horse could do the BRC HT 90 in the summer season and BRC CH 100 in the winter or a horse could do the novice show jumping in the summer and move up to the intermediate in the winter.***

G6.4: Mares in Foal

Mares in foal may not compete after their fourth month of pregnancy or with foal at foot.

G6.5 Ownership of Horses/Ponies

For the purposes of BRC rules, any competitor that has a horse or pony on loan is considered to be the owner.

G7: EQUINE INFLUENZA

Leap years will be ignored for an annual booster, but for the two primary injections and first booster injection, the days must be counted and therefore a leap year would interfere with the correct number of days between injections.

G7.1: Vaccinations against Equine Influenza

This rule applies in respect of any horse or pony which competes in a BRC Area Qualifier and Championship.

The horse or pony must have been vaccinated against equine influenza by a veterinary surgeon who is not the owner of the animal, in accordance with the following rules:

The horse or pony must have received a primary injection followed by:

- a second primary injection which is given not less than 21 days and not more than 92 days after the first
- a first booster injection which is given not less than 150 days and not more than 215 days after the second primary injection
- further annual booster injections at intervals of not more than a year apart

No vaccination to have been given on the day of a competition or entry to championship stables or on any of the 6 days before a competition or entry to championship stables.

If the current vaccination programme started BEFORE 1 January **2010**:

- the first two primary injections must be correct i.e. the second given between 21 and 92 days after the first
- any errors with first booster (which should be given 150 – 215 days after the second primary injection) or annual booster given BEFORE 1 January **2010** may be ignored
- all annual boosters given AFTER 1 January **2010** must be correct

If the current vaccination programme started AFTER 1 January **2010**:

- the first two primary injections must be correct i.e. the second given between 21 and 92 days after the first
- the first booster must be given between 150 and 215 days after the second primary injection
- all annual boosters must be correct

Horses may compete at BRC Competitions providing that they have had the first two primary injections. No injection should have been given on any of the 6 days before a competition or entry to championship stables.

In the event of failure to comply with any of the requirements of this rule, the horse or pony will be disqualified and not permitted to take part in any competition to which these rules apply.

G7.2 Checking of Passports and Equine Influenza Records

For the purposes of determining whether the requirements of these rules have been met, the following documents must be available for inspection in respect of a horse or pony which is taking part in a BRC Area Qualifier or Championship.

- any passport issued for the horse and
- the full vaccination records for the horse if this is not contained in the passport

The identification of the horse or pony must be checked against that contained in the passport or on the flu vaccination record. This may be done from the diagram and description of

the animal or by microchip providing that the microchip number has been recorded in the passport or flu vaccination record.

The vaccination section of the horse's passport must have been completed by a Veterinary Surgeon who is not the owner of the horse or pony.

The dates on which the vaccinations were given must comply with the requirements as stated in G7.1.

Any alterations to any entries on the vaccination record must have been made, signed and stamped by a veterinary surgeon.

G7.3 Disqualification

Any horse or pony failing the requirements described in these rules will not be permitted to compete.

Any pony/horse that is in a team competition and has been disqualified at an Area Qualifier will be reported to the BRC Office and cannot be replaced with a reserve; the team will have to continue as a team of three, or if already a team of three, will have to compete as individuals only, if there is an individual competition.

No refund of entries or stable fees will be awarded for any disqualified horse/pony.

Every effort will be made to ensure that the checking at Area Qualifiers is carried out correctly. BRC accepts no responsibility whatsoever for any losses suffered, whether directly or indirectly, due to incorrect checking at any BRC Area Qualifier or Championships. It is the sole responsibility of the competitor to ensure that their certificate is valid and it should not be assumed that because a certificate has been accepted at one competition in good faith it would be accepted at another competition.

G7.4: Flu Vaccination Checklist

A copy of the flu vaccination checklist is in Appendix 23 and should be used as follows:

- take the date of the first injection and look this up in the column headed INJECTION DATE
- compare the dates in 21 DAYS and 92 DAYS columns with the date in the flu vac record for second injection, if the date is within range it is fine, if not it is an invalid record
- take the date of the second injection and look this up in the column headed INJECTION DATE again
- compare the dates in 150 DAYS and 215 DAYS columns with the date in the flu vac record for third injection (first booster), if the date is within range it is fine, if not it is an invalid record (unless the two primary injections were before 1 January **2010**)
- leap years are not recorded in the checklist, so you may need to adjust the date to take the extra day into account

G7.5: Dual Names

The name shown on the passport/flu vaccination record must be the one that is used on all official competition entry forms. If a stable name is also shown on the passport/flu vaccination record this must be signed and stamped by a veterinary surgeon.

G7.6: Allergic ponies/horses & homeopathic vaccines

Ponies and horses that, for any reason, are unable to be vaccinated against equine influenza will not be given dispensation to compete. Homeopathic vaccines are not acceptable.

G8: ELIGIBILITY FOR CHAMPIONSHIPS

G8.1: Qualifying

In a competition where an Area Qualifier is compulsory, no team or individual is eligible for the Championships unless they have qualified in front of a judge(s) at a qualifying competition. This rule does not apply to a nominated team reserve, although it is recommended that all reserves have competed at an Area Qualifier for the relevant discipline. If only three riders start the Area Qualifier, one of the Reserves may take the fourth place unless the team of three is as a result of a disqualification of the fourth rider. (See Rules G5.4 and G7.2). HC entries will not be accepted for any Championships.

G8.2: Numbers to Qualify

Full details of the numbers that can qualify per competition are at Appendix 10 and are dependant upon the number actually participating (i.e. must have actually started) in the Area Qualifier, for this purpose any team or individual competing HC are disregarded.

G8.3: Evaluating Individual Qualifiers

For Dressage, Riding Test and Horse Trials competitions the Numbers of Individuals to Qualify will depend on the number of arenas used according to the table in Appendix 9, where the maximum number of permitted competitors allowed per arena is listed. (It is understood that arenas are allocated by the organiser at close of prelim entry, therefore, the number of arena's permitted will be based on this figure regardless of the number of starters on the day of the competition).

Example: For a competition using Prelim 12, which allows a maximum of 32 competitors in one arena, if there are less than 32 competitors doing the test then only one arena should be used, if there are 33 to 64 competitors then two arenas should be used and if more than 64 competitors then four arenas should be used. If the organiser wishes to use more arenas than appropriate for the number of competitors entered, they may do so but the qualifiers will be evaluated by combining results from each arena to give the effect of all competitors being in the same arena. An example of the calculations is at Appendix 11.

G9: STABLING AT CHAMPIONSHIPS

G9.1: Reservations

Where stabling is available at the Championship venue, it must be reserved and paid for at the time of entry. Stabling cannot be guaranteed after close of entries (i.e. within 21 clear days of the Championship date).

G9.2: Refunds

There will be no refund of stabling fees.

G9.3 Horses Kept on Lorries

In the interest of welfare, British Riding Clubs will not allow horses to be kept on lorries, horseboxes or trailers over night, at any BRC Competition.

G9.4 Stallions

Stallions may have to be stabled in temporary overnight stables, however, every effort will be made to ensure that they are situated in the best possible environment. Stallions must be identified on all stabling application forms.

G10: WITHDRAWALS

G10.1: Withdrawals from Championships

Any team and/or individual who qualifies for a Championship and is subsequently compelled to withdraw must inform the BRC Competitions Department in writing immediately they know they will be unable to compete.

G10.2: Invitation to replacement teams/individuals

If a team and/or individual who qualifies for a Championship is subsequently compelled to withdraw then the next highest placed individual or team that took part in the Area Qualifier may be invited to compete at the Championships, if time allows. **Please note** that this is at the discretion of BRC and is administered by BRC. It is not an automatic process. ***BRC must receive an official decline in writing/email from the withdrawing club before the place can be passed down the line.***

G10.3: Withdrawals from Area Qualifiers

Area organisers will specify withdrawal procedures for area competitions in their schedule.

G10.4: Failure to Withdraw

Failure to compete and failure to withdraw without reasonable cause acceptable to the BRC Committee may result in the club or individual being barred from competing in official competitions during the coming and/or following years.

G11: RESERVES

G11.1: Team Reserves

Teams may use up to two reserves, (with the exception of Rural Riders International Dressage Teams who may use three reserves). Reserves do not have to be named on the entry form. There must be at least two horse and rider combinations in a team of four or one horse and rider combination in a team of three that were part of the original qualifying team. ***In dressage, the two original horse and rider combinations must ride the same test as at the qualifier.*** Reserves' eligibility will be checked at our earliest opportunity. If a reserve is found to be ineligible after a championship, then the results will be recalculated and awards will be altered.

It is recommended that all reserves should have competed at an Area Qualifier for the relevant discipline. For Horse Trials and FOTH Challenge Championships reserves must have completed a cross-country course of the required standard within two years prior to the Championships. This must be verified, by an official within their club, on the entry form.

G11.2: Pairs Reserves

One reserve is allowed for any pair's competition, dressage, dressage to music or FOTH Challenge.

G11.3: Individual Reserves

An individual, who qualifies for a Championship and is subsequently unable to compete on the pony/horse which they qualified on, will be permitted to substitute their pony/horse on production of a veterinary certificate, provided the reserve is eligible. The rider cannot be substituted. This only applies to individual competitions. Horses or ponies that are sold or loaned out cannot be substituted.

G11.4: Eligibility of Reserves

All reserves must be eligible for the competition that they are entered for and must have

been an affiliated member of their club at the close of preliminary entries for that competition. Reserves must be eligible at the close of prelim entry.

G11.5: Declarations of Alterations

Team managers must declare any alterations to the original team by filling in a declaration form. These will be made available on the BRC website and at the championships. Alterations must be made no later than 30 minutes before the start of the class.

At Area Qualifiers each Area can decide when declarations of alterations must be made. These details must be agreed with the organiser of the qualifier and printed in the schedule.

G12: REPRESENTATIVES

The person named at the foot of the entry form, whether team member, individual competitor or Team Manager (Chef d'Equipe) shall be responsible for the conduct and supervision of the team(s) / individual(s) at Area and Championship competitions.

Junior team entries must be made by the Team Manager who will be held responsible for their conduct and supervision. Individual Junior entries must be made by a Senior Member of an affiliated club who must accompany the Junior member to the competition for which they are entered and who will be held responsible for the conduct and supervision of that Junior member.

G13: OFFICIAL STEWARD

The Official Steward shall be appointed by BRC and must attend all qualifiers in their area. If they are unable to attend, it is their responsibility to appoint a Deputy. If no Official Steward is present the qualifier will not be permitted to run. The Official Steward is responsible for health and safety and the application of the Rules. The Official Steward has the authority to stop a qualifier, if for example, the medical cover is not sufficient. Their decision is final.

G14: PROTESTS

G14.1: Making a protest

Protests or complaints may be lodged only by the Chairman, Chef d'Equipe or nominated representative of the club concerned. These must be in writing and accompanied by a deposit of £20. They must be addressed to the organiser of the competition or Championship Director as appropriate. Protests must be made no later than 30 minutes after the incident which gave rise to that protest, 30 minutes after the results have been published or, in the case of protests against qualification of ponies/horses or riders, 60 minutes after the start of the class.

G14.2: Protests at Area

At Area Qualifiers the Official Steward will give their decision after investigation and their decision will be final. The deposit will be forfeited unless the protest is upheld or it was decided that there were good and reasonable grounds for lodging the protest.

G14.3: Protests at Championships

At Championships the Jury of Appeal will give their decision after investigation and their decision will be final, unless they refer the matter to the BRC Committee for further action. The deposit will be forfeited unless the protest is upheld or it was decided that there were good and reasonable grounds for lodging the protest.

G15: GOOD CONDUCT & DISCIPLINE

G15.1: Disgraceful Conduct

Any member of an affiliated club or any person participating in any way at an official competition who conducts themselves in a disgraceful manner which bring the name of an affiliated club or the BRC into disrepute shall be guilty of a breach of these rules.

G15.2: The Disciplinary Steward

The Official Steward will be the Disciplinary Steward at official competitions.

G15.3 Social Media

Whilst BRC acknowledge that social media can be an ideal way to communicate with both members and the wider equestrian community any defamatory comments relating to members, officials, volunteers and staff or BRC or the BHS will not be tolerated. An online post is libellous if it is damaging to a person's reputation. Re posting or re tweeting can be seen as an endorsement of the original comment. BRC members and clubs may be subject to disciplinary action if found to be in breach of this rule.

G15.4: Disciplinary Action

If, in the opinion of the Official Steward, any member of an affiliated club, any rider, competitor, trainer, or any other person taking part in the event or any person assisting any member, rider, competitor or trainer has been guilty of dangerous riding or a breach of these rules they may either take no action or impose all or any of the following penalties:

- a reprimand
- disqualification
- referred to the BRC Discipline Committee

G15.5: The BRC Discipline & Welfare Committee

If it appears to the BRC Discipline & Welfare Committee that any person may at any time have been guilty of a breach of these rules, or on the referral to it by the Official Steward of a matter under Rule G15.1, or on receipt of a complaint against any member of an affiliated club, any rider, competitor, trainer, or any other person assisting any member, rider, competitor or trainer, the BRC Discipline & Welfare Committee may deal with the matter as detailed below.

If the BRC Discipline & Welfare Committee decides to deal with the matter they will communicate in writing the substance of the allegations to the person against whom they are made and will give that person the opportunity of making representations whether orally by themselves but not represented by a third party, or in writing. The Committee shall determine if a breach of the rules has occurred and, if so, to either take no action or impose all or any of the following penalties:

- a reprimand
- disqualification of the pony/horse and/or rider from any competition or event in which it has taken part. If the incident involves a team, then the team may also be disqualified.
- suspension of the pony/horse and/or rider, trainer or other person responsible to which these rules apply for a period not exceeding 2 years for a first offence
- suspensions of a team or club to which these rules apply for a period not exceeding 2 years for the first offence.
- penalties apply from the date of the committee's decision.
- in the case of drug testing, when the rider elects to have a B sample tested and that returns a positive test, the committee may also ask for the cost of testing the B sample to be met by the rider or person responsible. (See Appendix 24 for full details of the drug

testing procedure.)

The BRC Committee's decision will be final and no appeal will be allowed.

G16: DISQUALIFICATION

G16.1: Definition

Disqualification is a sanction imposed for misconduct and is not imposed for errors or infringements for which specific penalties are described in these rules.

G16.2: Reasons for Disqualification

The BRC competitions committee may disqualify a competitor or team if they are found to be ineligible to compete or not on the Members Database, or the club has not fully paid the affiliation fees to BRC or local Area within the specified date.

The Official Steward or the Senior Judge officiating in any arena or test of any competition (as appropriate) may disqualify a competitor or team for:

- dangerous riding
- unsporting behaviour e.g. purposeful outside assistance
- continuing to ride a horse that is lame, sick or exhausted
- misusing a whip, spurs or any other item of tack or equipment
- causing or permitting ill treatment to a pony or horse
- arguing with Judges, Course Builders or other Officials
- failing to comply with the Equine Influenza rules (Rule G7)
- failing to attend a Championship prize giving (Rule G19.1)
- refusal to provide the necessary samples for random drug testing (Rule G17.3)
- any other action that may be considered gross misconduct or liable to bring the BRC into disrepute

G16.3: Reporting a Disqualification

When a competitor is disqualified under BRC Rules the Official Steward may take further action (see Rule G15.3 and G15.4) if they deem it necessary. The Official Steward must provide details of any disqualified rider on the Official Results Sheets sent to the BRC Competitions Department after an Area Qualifier.

G17: FORBIDDEN SUBSTANCES

G17.1: Acceptable Levels

Ponies or horses taking part in a competition must be healthy and compete on their inherent merits. The use of Prohibited Substances might influence a pony's/horse's performance or mask an underlying health problem and could falsely affect the outcome of a competition. BRC follows FEI rules regarding substances, and a full list of forbidden substances can be found on the FEI website www.fei.org/

G17.2: Use of Drugs during a competition

If, during a competition, it is necessary to treat a pony/horse with a drug, a Veterinary Surgeon, appointed by the organiser or Championship Director, must be informed immediately. They will investigate the reason for the treatment given and make a report to the Official Steward who shall decide whether the pony/horse is allowed to continue or shall be eliminated.

G17.3: Random Tests

The BRC Committee reserves the right to initiate at any time at any official competition, random tests in accordance with the standard operating procedure prescribed in the FEI

Veterinary Rules. A refusal to allow a random test shall constitute a breach of this rule. Please refer to Appendix 24 for the full procedure.

G17.4: Riders

It is forbidden for any rider to compete whilst under the influence of any stimulating, calming or other drug or substance as detailed in the British Equestrian Federation Rules. The BEF and member bodies are signatories to the World Anti Doping Code.

G18: LOCAL CONDITIONS

If it is necessary for Area Organisers to impose additional local conditions, then these local conditions must be agreed by the Area Liaison Committee concerned or the BRC Competitions Sub Committee and then all competing clubs notified accordingly.

G19: PRIZE GIVING AT CHAMPIONSHIPS

G19.1: Attendance

Attendance is required as per the schedule of relevant Championship.

G19.2: Trophies

Trophies awarded at Championships must be signed for by a nominated person who is then responsible for that trophy. The trophy must be returned to BRC at least one month prior to the following year's Championships by some means of secure delivery and packaged with due care. Any loss or damage or failure to return a trophy by the specified date will result in the club concerned being invoiced for the cost of replacement. It will also prohibit that club from having custody of any BRC trophy for the following two years.

G20: EXERCISING AT COMPETITIONS

G20.1: Exercising

Competitors may exercise their ponies or horses in the area provided. They may not exercise in the car park or horsebox area or among spectators. They must not enter nor practice in the Dressage or Show Jumping arenas or on the cross-country course. Competitor numbers must be worn at all times. ***Any non-members exercising, handling or responsible for a horse at an event must have their own third party insurance.*** Quadrille teams will be allocated numbers for exercising. Bridle numbers may be worn.

G20.2: Working In

Only competitors may work in their ponies/horses ***on the day of*** a class or phase.

G20.3: Lungeing

Lungeing of ponies/horses must not take place in such a way or at such times as to interfere with other competitors and/or spectators.

G20.4: Use of Forbidden Equipment

Only equipment and tack allowed in the competition may be used when exercising on the day of the competition, any infringement will result in elimination. Competitors in more than one competition on the same day may warm up prior to each competition in the equipment and tack appropriate to that competition. When working in, side reins may be used for lunging, the rider may carry a whip and the horse may wear boots, hoof boots or bandages.

G21: SADDLERY & TACK

The main saddlery and tack rules, per discipline, are at Appendix 5.

G21.1: Ordinary Snaffle Bridles

An ordinary snaffle bridle is a plain snaffle with a straight bar or joint in the centre. Two joints are acceptable if all parts are rounded and smooth. It is permitted to use two reins with a snaffle bit. Plastic bits with a cylindrical joint are not permitted. Bits of rubber, nylon or other synthetic material are permitted. Bits must be used in their manufactured condition without any addition to/on any part. Only acceptable bits illustrated in the current BD Rules are permitted, with the exception of bits with bi-metallic mouthpieces, which are allowed in BRC competitions. Illustrations of acceptable bits are at Appendix 7.

G21.2: Misuse of equipment

No item of saddlery or equipment may be misused.

G21.3: Numnahs and saddlecloths

Numnahs are allowed. Saddlecloths may be in club colours and may bear a club name and/or logo. Sponsors and other logos are permitted up to 14cm x 14cm (196cm2).

G22: DRESS

G22.1: Correct Riding Dress

All riders whenever mounted must wear the correct riding clothes whilst riding at competition sites. Competitors, grooms and anyone accompanying competitors must be tidily dressed when walking a Show Jumping course. The Commander in the Team of 6 Competition and Teams of Four, must wear correct riding clothes. Full details of correct dress, per discipline are at Appendix 4. Service dress is permitted for all phases of all disciplines but headgear and body protectors must be worn as set out in the rules below. Sponsors logos or websites may be visible on riders clothing. BRC will follow FEI rules regarding this. A full list can be found on the FEI website www.fei.org or please call the BRC office for clarification.

G22.2: Protective Headgear

'Protective Headwear' must be worn at all times by anyone, whether or not a Competitor, riding anywhere at a BRC event. Harnesses must be correctly adjusted and fastened. At all BRC Championships and qualifiers 'Protective Headwear' must show a visible BRC **blue or orange** hat tag. 'Protective Headwear' constitutes a hat which meets one of the following standards. Failure to do so will incur elimination.

British	PAS 015:1998 or 2011, BSEN1384:1997* or 2012*	} *See update top of p19.
European	EN1384:1996*	
American	All SEI, ASTM F1163:2004a, 04a or SNELL E2001	
Australian & New Zealand	All SAI AS/NZS 3838 2006	

Hard hats to specification PAS015 and ASTM F1163 are considered to offer greater protection than EN1384 and BSEN1384. Hard hats must carry the quality assurance stamp of Kitemark or SEI. It is emphasised that hats bearing a quality assurance stamp are batch tested and therefore of a constant standard. Skullcap hats must be worn with an appropriate colour silk for that discipline (see Appendix 4). For Quadrille competitions, hats of the above standard are mandatory. Competitors are strongly advised to check their hats regularly and to replace them if damaged or following a fall. **It is recommended that hats are replaced every 3 to 5 years depending on usage.**

*** IMPORTANT UPDATE:**

We have been notified that the European Commission have made changes to the EN1384 hat standard (this also includes BSEN1384) and it will no longer be recognised as an acceptable standard for riding hats in the UK. However, in order to phase out the use of EN1384 and/or BSEN1384 hat standards, the BRC 2015 / 2016 hat rules will be changed as follows:

- There will be no changes to the accepted hat standards for 2015 and hats will continue to be tagged with the BRC blue hat tags.**
- However, from 1 January 2016, ALL hats must be checked and tagged with a new ORANGE BRC hat tag. All hats which only meet the standard EN1384 or BSEN1384, and do not comply with another standard off the above list, WILL NOT be accepted and therefore will not be permitted for any BRC competition. Hats which bear EN1384 or BSEN1384 along with another standard from the above list, will be tagged. For example, BSEN1384 & PAS015 (1998 or 2011) along with the Kitemark, would be acceptable, but not BSEN1384 on its own.**
- From 1 January 2016, no hats with a peak of any description will be permitted for the XC phase of any BRC competition. Hat covers and silks will be permitted.**

G22.3: Body Protectors

A body protector is obligatory in all cross-country competitions and is strongly recommended in show jumping competitions. A BETA Level 3 (purple label) **which has a 2000 or 2009 label must be worn.** Body protectors should be fitted and worn as per the manufacturer's instructions. The up to date BETA list of body protectors can be obtained from www.beta-uk.org.

If a rider chooses to wear an airbag style body protector it must be worn over a permitted body protector and if activated, must be deflated or removed before continuing. Hybrid Air-jackets and **Helite Air Jackets** are permitted. **It is recommended that body protectors are replaced once they are more than 5 years old.**

Riders wearing Exo Body Cage protectors must inform the secretary at all events.

G22.4: Medical armbands

Medical armbands are mandatory for any type of cross-country competition. These must be worn on the arm and not on the leg. They should be filled in with the relevant competitor's details. Spot checks will be carried out in the collecting ring.

G22.5: Chaps, Half Chaps & Gaiters

Suede Chaps and half chaps are allowed in any official competition provided they are the same colour as the boot and have no decoration of any sort. Black or brown polished leather gaiters with matching boots may be worn.

G22.6: Electronic Devices

No Receiving, recording, transmitting or monitoring device maybe used by a competitor during any phase of a competition. Head Cams are prohibited from use at any BRC affiliated competitions.

G22.7 Penalties

If a rider is found to be wearing inappropriate dress, then they may be awarded penalty points at the discretion of the official steward.

G23: WHIP, SPURS & BITS

G23.1 Exceptions

The only exceptions to the rules for whips, spurs and bits in Appendices 4, 5, 6 and 7 are as follows:

- Whips, when carried, must be carried in one hand in the traditional manner

G23.2: Dropping a whip

Whips may not be picked up if dropped (except following a fall, see Rules SJ1.10.15 and HT1.10).

G23.3: Excessive use of Whip, Spurs & Bits

G23.3.1: Whips

The use of the whip must be for a good reason, at an appropriate time, in the right place and with the correct severity.

Good Reason: the whip must only be used either as an aid to encourage the pony/horse forward or as a reprimand. Thus it must never be used to vent a rider's temper; any use for such a reason is automatically excessive.

Appropriate Time: as an aid, the appropriate time is when the pony/horse is reluctant to go forward under normal aids is seat and legs. As a reprimand, the only appropriate time is immediately when a pony/horse has been disobedient e.g. napping or refusing (but not after elimination). Its use, for instance, after a refusal when a pony/horse has turned away and is several metres from the fence, is excessive. Its use after elimination is always excessive.

Right Place: as an aid to go forward the whip may be used down the shoulder or behind the leg. As a reprimand, it must only be used behind the leg. The use of a whip on a pony's/horse's head or neck is always excessive use.

Correct Severity: A horse/pony should never be hit more than three times for any incident; and if the pony/horse is marked by the whip (skin broken or a weal) its use is excessive. (The rider is expected to know if the pony/horse has especially sensitive skin and must use the whip accordingly).

Misuse of a whip: If, in the opinion of the judge, a whip is misused the rider will be disqualified and reported to the Disciplinary Steward.

G23.3.2: Spurs

Spurs must not be used to reprimand a pony/horse. Such use is always excessive, as is any use that results in a pony/horse being marked by a spur. Misuse of spurs will render the rider liable to disqualification and further disciplinary action.

G23.3: Bits

The bit must never be used to reprimand a pony/horse. Such use is always excessive and will render the rider liable to disqualification and further disciplinary action.

G24: LAMENESS

G24.1: Judges Decision

In the case of marked lameness, the Senior Officiating Judge will inform the rider that they have been eliminated. If, in Dressage, there are any doubts as to the soundness of the pony/horse, the competitor will be allowed to complete the test and any unevenness of pace will

be severely penalised.

G24.2: Vets Opinion

The Judge may ask for a Veterinary Surgeon's opinion before allowing the competitor's score to go forward for final classification. Refusal to allow an inspection to be made will incur elimination.

G25: STALLIONS

- Stallions must be led from a bit with reins or with a lead rope of a minimum length of 2.5m
- A stallion disc must be displayed on each side of a stallion's bridle at all times
- No person may bring a stallion to a competition without ensuring, at all times, that competitors, ponies/horses and members of the public are not put at risk
- Any breach of this rule is an offence.
- Further the Official Steward may, if they consider that a stallion may cause an accident or injure another person or pony/horse attending the competition, disqualify the stallion and direct that it be returned to its horsebox and be removed from the site

G26: JUDGES

G26.1: Ownership

A judge must not be the owner of or have any financial interest in any pony/horse in the class they are judging.

G26.2: Relationship

The judge must not be in a relationship with or a close relative of a rider or owner in their class.

G26.3: Training

The judge should do their best to avoid judging any combination with whom they have been training on a regular basis (i.e. lessons given fortnightly and/or training in the preceding two weeks), unless exceptional circumstances demand it (i.e. being asked to judge at very short notice) and in this instance a possible conflict of interest must be notified to the organiser.

G26.4: Assistance

No judge should judge Dressage to Music competition if they have assisted in the making of the musical CD used in the competition.

G27: DISPENSATIONS TO COMPETE

Any request for a dispensation must be supported by either a Veterinary Surgeon's or Doctor's letter and must be received at the BRC Office at least 21 days before the competition applied for. The dispensation letter should be taken to all future competitions and it is valid for three years from date of issue.

Dispensation for the use of nose-nets will no longer be required.

G28: FALLS AND MEDICAL SUSPENSIONS

G28.1: Falls

Any competitor who has had a fall or sustains a serious injury anywhere at a BRC competition site must see the Doctor / Paramedic and be passed fit to ride before riding that horse in a further test, the next phase of a competition or before riding another pony/horse.

G28.2: Suspensions

The Doctor / Paramedic may decide that a competitor should be medically suspended. Any suspension will either be for a specified or unspecified duration and details must be recorded in the rider's medical card.

In the case of a head injury, or other injury likely to cause concussion, the following applies:

- No loss of consciousness and no sign of concussion = No mandatory suspension
- No loss of consciousness but with brief symptoms of concussion (symptoms resolving within 15 minutes) = Minimum of 7 days mandatory suspension
- Any loss of consciousness, however brief, or symptoms of concussion persisting after 15 minutes = Minimum 21 days mandatory suspension

The day of injury counts as the first day of the suspension period. If a rider is taken to hospital from an event without having their medical card completed by the doctor, a minimum of 21 days mandatory suspension shall automatically apply.

Once a rider is suspended, they may not compete in any BRC competition until the period of suspension has elapsed AND the rider has written confirmation from a registered medical practitioner that they are fit to compete in events, and this information has been passed to the BRC office.

It is the rider's responsibility to comply with these rules.

C: CODES OF CONDUCT

As with any organisation the BRC is required to operate in a professional manner and as such has produced its own Codes of Conduct covering the following:

- Welfare of the Pony/Horse
- Conduct of BRC Members
- Conduct of Judges

C1: WELFARE OF THE PONY/HORSE

It is vitally important for the future of equine sport that the welfare of the pony/horse is the primary consideration at all times. The aim of BRC is to promote the improvement of riding, training of ponies/ horses and horsemanship in the UK.

C1.1 Code of Conduct

The BRC Code of Conduct for the welfare of the pony/horse is as follows:

- British Riding Clubs expects all those involved in this sport to adhere to the BRC's code of conduct and to acknowledge and accept that at all times the welfare of the horse must be paramount and must never be subordinated to competitive or commercial influences
- At all stages during the preparation and training of competition horses, welfare must take precedence over all other demands. This includes good horse management, training methods, farriery, tack and transportation
- Horses and competitors must be fit, competent and in good health before they are allowed to compete. This encompasses medication use, surgical procedures that threaten welfare or safety, pregnancy in mares and the misuse of aids
- Events must not prejudice horse welfare. This involves paying careful attention to the competition area's, ground surfaces, weather conditions, stabling, site safety and fitness of the horse for onward travel after the event
- Every effort must be made to ensure that horses receive proper attention after they have competed and that they are treated humanely when their competition careers are over. This covers proper veterinary care, competition injuries, euthanasia and retirement
- BRC Rules regarding the health and welfare of the pony/horse must be adhered to not only at National Championships and Area Competitions but also at Club level
- Every rider, coach and club official must accept responsibility to uphold the highest level of pony/horse welfare
- All National Championships warm-up areas must be supervised by an officially appointed Steward. At Area Qualifiers there should be a Steward appointed to maintain standards in accordance with BRC Rules
- The onus is on any spectator, rider, coach, judge or BRC member to inform the Official Steward at an area qualifier, Championship Director or Secretary, at a club event, if they are concerned about or feel that they have witnessed rough or unfair riding or training. The matter will then be investigated and a decision made on the appropriate action to be taken.

C1.2: Examples of Abuse

Here are some examples of what could be considered abuse and should be used in addition to those mentioned in rule G23.3 and G24:

Lameness: Riding any unsound pony/horse

Tack: Incorrectly fitted tack

Over-working: riding or competing on an obviously exhausted, lame or injured pony/horse

Distress: Ignoring the obvious distress of a pony/horse, whether caused by the rider or other external factors

Blood: Any sign of blood on an animal is cause for concern. If blood is seen anywhere on the horse when riding in or competing in any discipline, then the horse may be eliminated at the discretion of the Official Steward.

C2: CONDUCT OF BRC MEMBERS

No BRC Member shall:

- Conduct themselves at any competition in a manner which is offensive to the public
- At any competition, argue, behave with incivility or contempt, or use abusive or threatening language, towards a judge, official or other competitor
- Conduct themselves in a manner detrimental to the character and/or prejudicial to the interests of the BRC
- Make, either orally or in writing, to an officer of the BRC or Club, or a third party, a statement on a matter covered by the rules which they know to be untrue
- Smoke when mounted or on foot in an enclosed public place.

If any member is found in breach of any of the above they may find themselves in front of the Disciplinary Committee who will take appropriate action.

C3: CONDUCT OF JUDGES

The BD Code of Conduct for Judges will apply to all BRC Dressage Competitions. The BS Code of Conduct for Judges will apply to all BRC Show Jumping Competitions.

D1: DRESSAGE

BRC runs a range of dressage competitions for both junior and senior riders, namely:

SENIORS:

- **Senior Novice Winter Dressage**, for teams of 4 riders, with 3 scores to count. Two riders will ride a Prelim Test and two a Novice Test.
- **Senior Intermediate Winter Dressage**, *for teams of 4 riders, with 3 scores to count, and for individuals (all team members are automatically in the individual competition). One rider will ride a prelim test, two riders will ride a novice and one rider will ride an elementary test.*
- **Teams of Six Dressage**, for teams of 6 riders plus one commander, teams may be mixed or separate. All riders ride the same test at the same time in the same arena.
- **Senior Open Dressage**, for teams of 4 riders, with 3 scores to count, and for individuals (all team members are automatically in the individual competition). All riders will ride a different test; there are 3 different Novice Tests and 1 Elementary Test.
- **Senior Medium Dressage**, for senior individuals only.
- **Senior Teams of Four Dressage**, for teams of four riders plus one commander. All riders ride the same test together in the same arena. Open to any seniors.
- **Senior Prelim Dressage**, for teams of 4 riders, with 3 scores to count and individuals. All riders will ride the same Test.
- **Senior Pairs Dressage**, for a pair of riders to ride a test together. The tests at Area Qualifiers and at the Championships will be the same.

JUNIORS:

- **Junior Dressage**, for teams of 4 riders, with 3 scores to count, and for individuals (all team members are automatically in the individual competition). Three riders will ride a Prelim Test and one a Novice Test.
- **Junior Elementary Dressage**, for junior individuals only.
- **Junior Teams of Four Dressage**, for teams of four riders plus one commander. All riders ride the same test together in the same arena. Open to any juniors.
- **Junior Novice Winter Dressage**, for teams of 4 riders, with 3 scores to count. Two riders will ride a Prelim Test and two a Novice Test.
- **Junior Intermediate Winter Dressage**, *for teams of 4 riders, with 3 scores to count, and for individuals (all team members are automatically in the individual competition). One rider will ride a prelim test, two riders will ride a novice and one rider will ride an elementary test.*
- **Junior Pairs Dressage**, for a pair of riders to ride a test together. The tests at Area Qualifiers and at the Championships will be the same.
- **Teams of Six Dressage**, *for teams of 6 riders plus one commander, teams may be mixed or separate. All riders ride the same test at the same time in the same arena.*

Details of the actual tests to be used at Area Qualifiers and at the Championships are in Appendix 1.

D1.1: ELIGIBILITY

See Appendix 2 & 3 and G6.3

D1.2: DRESS, SADDLERY & TACK

See Appendices 4, 5, 6 and 7

D1.3: RESULTS

Team Dressage

In calculating the team total, the best three scores will count. To calculate the team total individual placings in arena for team members only will be awarded points as follows 1st = 1; 2nd = 2, 3rd = 3 and so on. The points for the team will be added together, with the lowest placed rider's scores discarded and the team with the lowest scores shall be the winners. Results for each arena can, therefore, only be calculated when all team members in the relevant arena have been judged. The scores of any riders who are not in teams must be disregarded.

D1.4: TIES

Team Dressage

In the event of a tie for any team placing the fourth rider's score will count. Therefore, a team of only three members must be at a disadvantage if equality with a team of four arises. In the event of further equality the collective marks for all 4 team members shall be added together and the team with the highest total shall take the higher place.

Individuals

In the event of a tie for individual placings the collective marks shall be added together and the rider with the highest total shall take the higher place. It is imperative that ties at area qualifiers be resolved wherever possible.

Pairs Dressage

In the event of a tie for any place the pair with the highest marks for Method of Performance will be placed highest.

D1.5: AWARDS

See Appendix 10

D1.6: NUMBERS TO QUALIFY

The details in Appendix 10 are applicable providing the correct number of arenas has been used according to Rule G8.3.

D1.7: DISABLED RIDERS

Any rider with a physical disability may apply to the BRC competitions department for a Special Dispensation Certificate to allow them to compete. Before entering the competition, the rider or representative must show the certificate to the Official Steward who will then inform the Tack Steward and the Judge.

D1.8: COMMANDERS

Dressage tests at Area Qualifiers may be commanded, but not at the Championships. Commanders should be courteous when multiple arenas are running and position themselves to avoid disturbing other riders. Commanders should only read out the text for each movement and must not use any other words to prompt the rider.

D1.9: JUDGING

The appropriate list judge from the BD/DI Judge's Panel will be used for all Area Qualifiers and Championships however, if in the event of a judge not being available of a suitable

standard, then a judge from a lower list may be used:

Preliminary & Novice	List 1 to 6
Elementary & Pairs	List 1 to 5
Medium	List 1 to 3
DTM & Pairs DTM	List 1 to 5 (two judges at the championships)

D1.9.1: Entering the Arena

No horse/pony either ridden or led may enter the arena, except when actually competing, contravention will incur elimination.

Entering before the signal to start or failure to start within 45 seconds following the signal to start will result in a two mark penalty per judge being awarded. Prolonged failure to enter for significantly more than 45 seconds may lead to elimination.

D1.9.2: Execution of Tests

Salute

All riders must take the reins into one hand when saluting. A whip, if carried, should be held in the rein hand whilst saluting.

Movements to be performed

All movements forming the test must be ridden in the order laid down on the test sheet.

Execution of the movements

A movement specified to be carried out at a specific point in the arena must be executed when the rider's body is at that point.

Reins in both hands

Tests must be ridden with reins in both hands, unless the test sheet specifies otherwise or in the case of a disabled rider (see D1.7)

Transitions

Transitions may be progressive up to and including Elementary Tests unless otherwise indicated on the test sheet. At Medium level direct transitions are required.

Reins in one hand during the test

The reins and whip, if carried, should be held in the outside hand with the inside arm held down by the rider's side.

Sitting and Rising Trot

For all tests up to and including Medium the trot movements may be executed sitting or rising.

D1.9.3: Leaving the arena

Riders must leave the arena after the final salute at walk on a long rein at the appropriate exit. This is assumed to be at A unless riders and officials have been advised otherwise.

A horse/pony leaving the arena at any time during the test, out of control, will be eliminated. For this purpose the test begins at A and finishes at A (unless an alternative has been advised – see preceding paragraph) after completing the test.

A horse/pony is eliminated if, during the test, it leaves the arena when the surround is 23cm high or more. When the surround is less than 23cm and is marked by boards or similar, no marks will be given for the movement when the horse/pony places all four feet outside the

arena. When the arena is marked by a line only or by intermittent boards, it is at the discretion of the judge as to the marks to be deducted.

D1.10: SCORING

D1.10.1 Marks

The judge will allocate from 0 to 10 marks for each numbered movement. Half marks may be used in all tests. These marks are then added together and any penalties deducted to arrive at the total score

If more than one judge officiates then the total score awarded by each judge is calculated, the scores are then added together to give the competitor's final score.

The scale of marks being:

10: Excellent	9: Very Good	8: Good
7: Fairly Good	6: Satisfactory	5: Sufficient
4: Insufficient	3: Fairly Bad	2 Bad
1: Very Bad	0: Not Executed	

Marks 0 and 10 must be awarded when performances warrant their use. Not Executed means that no aspect of the movement was performed.

Penalties for errors of course are:

First error.....	2 penalties
Second error	4 penalties
Third error	Elimination

D1.10.2: Errors of course

A rider is judged to have made an error of course when they depart from the direction or pace laid down in the test sheet.

Usually the judge, having seen an error, will signal to the competitor and, if necessary, will indicate the point at which the test must be resumed and the next movement executed. In some cases although an error has occurred the judge may feel that to stop the rider would impede the fluency of the performance. In such cases the error must be noted in the remarks column and the movement marked accordingly.

If a rider makes an error in the test (i.e. salutes incorrectly) the judge will not stop the rider, but will note the error on the score sheet, the rider will be penalised for making an error of course, and penalties applied accordingly. If the combination does not enter at A in a freestyle test, two marks should be deducted.

D1.10.3: Resistance

Any horse/pony refusing to continue the test for a period of 20 seconds during the test shall be eliminated. Grinding teeth or a swishing tail are signs of nervousness, tenseness or resistance on the part of the horse/pony and must be taken into account by the judges in their marks for the movements concerned as well as the appropriate collective mark.

D1.10.4: Use of voice

The use of the voice is prohibited and will be penalised by the loss of two marks (0.2 marks in Pairs Dressage) from those that would have been awarded for the movement in which this occurred.

D1.10.5: Outside Assistance

Any outside assistance by voice, signs etc is considered as assistance to a rider or to the horse/pony and as such will be penalised by elimination.

D1.10.6: Dismounting and falls

If a rider dismounts after entering the arena, without an acceptable reason to the judge, no marks will be given for the movement when the rider dismounts. If a horse/pony and/or rider falls during the test the competitor will be eliminated.

D1.10.7: Incorrect equipment or test

Any competitor entering the arena with incorrect saddlery, or equipment, riding the wrong test or in any other way not complying with the rules will be eliminated from the class. At Area Qualifiers, however, if the judge, organiser and Official Steward agree the competitor may be allowed to enter the arena again, properly equipped, and perform the test Hors Concours. A two point deduction from the final score may be awarded for every minor infringement such as incorrect dress.

D1.10.8: Time allowed

If in Pairs Dressage competitors take more than the time allowed for the test it may have an adverse effect on the marks awarded for Artistic Merit.

All other dressage tests have no time limits or time penalties.

D1.11: JUDGES

On the day of the competition, the appointed judge(s) should refrain from any training activity relating to the competitors whom they are judging. No rider who has qualified may judge the same class in any area during the same competition year. See also Rule G26.

D1.12: ARENAS

All dressage tests shall be ridden in a standard 20m by 40m arena unless the test states otherwise. All arenas shall be set up on as level ground as possible and shall be adequately separated from each other and from other sources of distraction. Adjacent arenas should be a minimum of 5m apart and preferably 10m. It is the ultimate responsibility of the judge to check that the arena is satisfactory and to have it modified if necessary. Organisers must comply with all reasonable requests from judges in relation to arenas.

D1.14: INTERPRETATION OF DRESSAGE SHEETS

Notes on the interpretation of dressage sheets, and definitions of paces and movements are given in the current BD Rule Book. The Official BRC Competition Rules have precedence over any information given on a dressage sheet for the test in question where there is conflict. Competitors may be given their judging sheets on the completion of their class but not until the judges have sanctioned their distribution or until 30 minutes after the close of the class. Competitors taking part in two or more dressage classes on the same day judged by the same judge shall not have access to their judging sheets until after their final class.

Judges' marking sheets with remarks, duly signed by the judge, must be treated as confidential until given to the competitor when they then become their property. The competition organisers are not obliged to make public any scores other than total marks awarded and the classification of the results, though they may if they wish.

D2: Teams of Six Dressage

This is an open competition for seniors and juniors (teams may be mixed) with all six horses and riders performing the same team test in a 20m x 60m arena at the same time.

D2.1: ELIGIBILITY

See Appendix 2 & 3

D2.2: NUMBERS TO QUALIFY

There will be no area qualifier for this competition - it is direct entry to BRC office. Entry forms are available on the BRC website. Teams are to be made up of juniors and seniors in any combination. Two reserves will be permitted.

D2.3: SADDLERY & TACK See Appendices 5, 6 and 7

All horses should be in similar tack. Bridles should all be snaffle bridles. Manes should be plaited and tails pulled or plaited in the same manner, except for Native Breeds and Arabs. A neat, polished appearance is essential.

D2.4 DRESS

All riders and commander should be dressed the same, with black or navy jackets. All breeches should be the same light colour, white or cream stocks, gloves should also be the same colour, black long boots and spurs, if required. See Appendix 4.

D2.5: COMMANDERS

All tests must be commanded. All commanders must be in riding dress. Commanders must only read out the text that is written on the test sheet for each movement. Emphasis on words or one chosen command word may also be used.

D2.6: JUDGING

Two judges are required for Area Qualifiers and Championships and at least one should be on the current List 1 to 3 of the BD/DI Judges Panel (see Guidelines for Organisers Handbook).

D2.7: RESULTS

The team with the highest marks will be placed first. If a team starts with four or five riders instead of six then the scorer (not the judges) will reduce the total score by 1/3 or 1/6 as appropriate.

D2.8: TIES

In the event of a tie, the team with the highest mark for Discipline shall be placed highest.

D2.9: AWARDS See Appendix 10

D2.10: GENERAL POINTS

The test may be ridden in sitting or rising trot. Quiet and smooth aid application is essential and tactful control if a horse is disobedient. The whole team should work as one and should be aware of other riders and horses. Spacing is essential and distances must be maintained.

A close working team looks more professional and polished. Safety is also a factor to be taken into consideration. The choice of leading file and rear file is paramount, as the judges eyes tend to be drawn in that direction. Also the leading file dictates the tempo of the paces and must be aware of the needs of the other team members.

D3: Teams of Four Dressage

This is for Junior teams and Senior teams (separate competitions) with all four riders performing the team test in a 20m x 60m arena at the same time.

D3.1: ELIGIBILITY

See Appendix 2 & 3

D3.2: NUMBERS TO QUALIFY

There will be no area qualifier for this competition - it is direct entry to the BRC office. Entry forms are available on the BRC website. Teams are to be made up of either four juniors or four seniors. Two reserves will be permitted.

D3.3: SADDLERY & TACK See Appendices 5, 6 and 7

All horses should be in similar tack. Bridles should all be snaffle bridles. Manes should be plaited and tails pulled or plaited in the same manner, except for Native Breeds and Arabs. A neat, polished appearance is essential.

D3.4 DRESS See Appendix 4.

D3.5: COMMANDERS

All tests must be commanded. All commanders must be in riding dress, see Appendix 4. Commanders must only read out the text that is written on the test sheet for each movement. Emphasis on words or one chosen command word may also be used.

D3.6: JUDGING

Two judges are required for the Championships and at least one should be on the current List 1 to 3 of the BD/DI Judges Panel.

D3.7: RESULTS

The team with the highest marks will be placed first. If a team starts with three riders instead of four then the scorer (not the judges) will reduce the total score by ¼.

D3.8: TIES

In the event of a tie for any place, the team with the highest mark for Discipline shall be placed highest.

D3.9: AWARDS See Appendix 10

D3.10: GENERAL POINTS

The test may be ridden in sitting or rising trot. Quiet and smooth aid application is essential and tactful control if a horse is disobedient. The whole team should work as one and should be aware of other riders and horses. Spacing is essential and distances must be maintained.

A close working team looks more professional and polished. Safety is also a factor to be taken into consideration. The choice of leading file and rear file is paramount, as the judges' eyes tend to be drawn in those directions. Also the leading file dictates the tempo of the paces and must be aware of the needs of the other team members.

Copies of the BRC Team Dressage Tests are in Appendix 14.

D4: Riding Test

The Riding Test competitions are open to both Junior and Senior riders, teams to consist of four members. Junior Riding Team members will all ride the same Prelim Test. Two Senior Riding test Team members will each ride the same Prelim Test and the other two Team members will ride the Novice Test. Details of the Tests to be ridden are at Appendix 1. All Riding Tests will be undertaken in a 20m x 40m arena. Copies of the BRC Riding Tests are in Appendix 17.

D4.1: ELIGIBILITY

See Appendix 2 & 3 and G6.3

D4.4: DRESS, SADDLERY & TACK

See Appendices 4, 5, 6 and 7

D4.5: COMMANDERS

Riding Tests at Area qualifiers may be commanded; Riding Tests at Championships may not be commanded.

D4.6: JUDGING

Judges at Area Qualifiers and Championships should be from the relevant Panel of BRC Riding Test Judges (see Guidelines for Organisers Handbook). This test is to be judged as a test of competence of the rider and their influence on the pony or horse. The rider should sit in a correct position and should be able to understand and apply the aids correctly for each pace and movement. It shall not be judged as a Dressage Test.

All rules appertaining to entering and leaving the arena, execution of tests, dismounting, falls of horse/pony or rider resistances, outside assistance errors of course etc are the same as for Dressage Tests, see Rules D1.10 and D1.11.

D4.7: SCORING

The judge will allocate from 0 to 10 marks for each of the following: Influence of the Rider, Effectiveness of the Rider, Rider's Position, Harmony and Accuracy. Half marks may also be given. These marks are then added together and any penalties deducted to arrive at the total score.

The scale of marks being:

10: Excellent	9: Very Good	8: Good
7: Fairly Good	6: Satisfactory	5: Sufficient
4: Insufficient	3: Fairly Bad	2 Bad
1: Very Bad	0: Not Executed	

Penalties for errors of course are:

First error.....	2 penalties
Second error	4 penalties
Third error	Elimination

D4.8: NUMBERS TO QUALIFY

See Appendix 10. The number of highest placed individual riders qualifying for the Championships will be governed by the number of arenas required (see Rule G8.2).

D4.9: RESULTS

In calculating the team total, the best three scores will count. To calculate the team total individual placings in arena for team members only will be awarded points as follows 1st = 1; 2nd = 2, 3rd = 3 and so on. The points for the team will be added together, with the lowest placed rider's scores discarded and the team with the lowest scores shall be the winners. Results for each arena can, therefore, only be calculated when all team members in the relevant arena have been judged.

D4.10: TIES

Teams

In the event of a tie for any team placing the fourth rider's score will count. Therefore, a team of only three members must be at a disadvantage if equality with a team of four arises. In the event of further equality the total Rider's Influence, Effectiveness, Position and Harmony marks will be considered in turn to resolve the tie. The scores of any riders who are not in teams must be disregarded.

Individuals

In the event of a tie for individual placings the Rider's influence, Effectiveness, Position and Harmony marks will be considered in turn to resolve the tie.

It is imperative that ties at Area qualifiers be resolved wherever possible.

D4.11 AWARDS

See Appendix 10

D5: Dressage to Music

BRC dressage to music classes are below:

- **Senior Novice Dressage to Music**, for senior individuals only.
- **Junior Prelim Dressage to Music**, for junior individuals only. Prelim freestyle will be used.
- **Junior Novice Dressage to Music**, for junior individuals only.
- **Pairs Dressage to Music**, for a pair of riders made up of any combination of senior and junior members.
- **Elementary Dressage to Music, for senior and junior individuals only.**
- **Medium Dressage to Music, for senior and junior individuals only.**

The Senior Novice Dressage to Music will have two sections, one section for horses/ponies with no BD points, the second for horses/ponies with 0-124 BD points. BD members in the Novice DTM points section may be in group 6 or above. BD members in the Novice DTM zero points section may be in group 7 or below.

No horse in the Junior Prelim section may have been placed first to third in a Dressage to Music Championship at Novice level or above.

In the pairs dressage to music the horses and riders will be expected to ride together, side by side, for at least 80% of the test.

D5.1: Eligibility

See Appendix 2 & 3 and G6.3

D5.2: Results

In the event of a tie for any place the competitor or pair with the highest mark(s) for Artistic Presentation will be placed highest.

D5.3: Time Allowed

In **Medium**, Elementary and Pairs Dressage to Music the time allowed is 4½ to 5 minutes. In Novice and Prelim Dressage to Music the time allowed is 4 to 5 minutes. All DTM tests are timed from the first halt to the final halt.

If in Pairs Dressage competitors take more than the time allowed for the test it may have an adverse effect on the marks awarded for Artistic Merit.

All Dressage to Music tests will be executed in a 20m x 60m arena at the championships. At area qualifiers either 20m x 40m or 20m x 60m arenas may be used for any test.

D5.4: The Music

The music must be recorded on a standard CD. The CDs must be labelled as follows:

On the CD

Rider's name and number, Horse/pony's name, Club.

On the container

- Rider's name and number
- Indication of when to start the music (i.e. start music as I salute or start music as I reach D)
- If music is to be played during the exit indicate this on the container

The CD must only contain the entire compilation of music that is to be played for that specific test. It is strongly recommended that each rider has at least one spare copy to hand in.

If the music fails in the beginning, the rider will be stopped and the backup disc will be used. If the music fails at any other time, the rider must keep going unless the judge at C signals for the rider to stop.

It is very important that a definite signal to start is given.

All competitors in DTM competitions must be current music members of BD. CD's must be handed to the commentator at least 30 minutes before the scheduled time of their test. Competitors may provide their own technical adviser to be present in the commentator's box to supervise the playing of the CD. It is recommended that they have a duplicate CD readily available. Copies of the Pairs DTM Test are in Appendix 16.

No more than 20 seconds of introductory music may be played before the entry at A. All licensing literature will be dealt with via the BD Office. Please contact the BD Music Membership Co-ordinator on 02476 698832 with any queries.

The test executed at the Championships, along with the music used should fundamentally be the same as that which was ridden at the qualifier.

Q: Quadrille

The Quadrille is a display of horsemanship that tells a story, set to music with a team of four riders wearing costume. It should be a delight to watch. Good horsemanship, in the widest sense, is more important than pure theatre and the widest latitude is allowed in designing the patterns performed. All riders must play an active part but one or two may perform some movements not undertaken by the full team. The display need not necessarily be based on pure dressage movements.

The Quadrille Championship will consist of a Selection Trial at the Dressage to Music Championships and a Final at the Olympia Christmas Show. The Quadrille is open to senior and juniors. The teams may be made up of any combination of rider age i.e. one senior and three juniors or vice versa; four juniors or seniors; two juniors and two seniors. Teams may also be made up solely of club members or area members.

Q1: ELIGIBILITY OF RIDERS

Only one rider per team may have been placed first, second or third in a Dressage competition held under FEI Rules.

Q2: ENTRIES

Entries will be limited to a total of sixteen teams, and will be accepted on a first come first served basis. Clubs may enter a maximum of two teams. A priority of four spaces will be given to clubs either making an entry for the first time, or who haven't made an entry for the preceding five years. Entries for these spaces open on the 1st March and close on the 21st March to be made via the BHS Bookshop. If this section is oversubscribed those clubs whose entries are rejected will need to resubmit when the general entries open on the 1st of April. Entries will remain open until the available spaces are filled, or 21 days prior to the selections trials, whichever is soonest. In the event of over subscription a wait list will be held. All team and theme details must be submitted no later than 21 days before the Championship.

Q3: NUMBERS TO QUALIFY

Four teams will be selected to compete at the Olympia Final. Only two members of the original team may be substituted with a reserve. If a selected team cannot then make it to Olympia then the next placed team will be invited.

Q4: THE COMPETITION

Each team will be required to perform a Quadrille, no jump or caveletti may be used. The movements will be designed by the team.

Q4.1: Size of the Arena

The Quadrille must be performed within an Arena of 20m x 60m and must be designed on the basis that the entrance will be at A. The 'field of play' includes any area around the arena that may be used with entrance music i.e: the entire indoor arena from the entrance door/collecting ring.

Q4.2: Time Allowed

The maximum time allowed will be five minutes from the form up and salute at the beginning to the finish and salute at the end. The time allowed for the entrance music is 60 seconds,

this will be timed from the moment the first horse enters the arena. Music may also be played as the team leaves the arena, again 60 seconds will be allowed. Teams will be severely penalised for going over the allotted time.

Q4.3: Props

Props may be carried in and placed on the floor within the arena as part of the routine but may not be placed there prior to the introduction. Any props used in this manner must also be removed by the team prior to the final exit. No Pyrotechnics or smoke effects are permitted.

Q4.4: The Script

A script of not more than 100 words describing the Quadrille must be sent to the BRC Office, to arrive 21 days before the competition date so that it can be distributed to officials. The script may be read out either before the team enter the arena or during their warm-up lap, at the discretion of the commentator.

Q4.5: The Music

The suitability of the music to the display will be taken into account. Teams must make copies and bring them to the competition with them. A cassette or CD containing the music must be with the commentator at least one hour before the start of the competition. The cassette or CD must be clearly marked with the team name and cued ready to start. It is good practice to also mark the case with the team name and any instructions for the commentator, such as whether there is music for an introduction, departure music etc. At least one team member will need to be a music member of BD in order for the team to compete. We recommend recording your music onto CD-ROM if possible. Do not use the re-writeable type (CD-RW), as these often will only play back reliably on the machine on which they were recorded. The write-once type is cheaper and more reliable. It is advisable not to use DVD's or mini-disks as very few venues are able to play them.

Q4.6: The Costume

Riders may wear modern or period costumes. Judges may inspect linings of jackets, skirts etc. Service dress, Period, or military costumes should look authentic throughout, including footwear, hats, wigs, gloves etc. however dress spurs will not be permitted. Hard hats are mandatory, as per rule G22.2.

Q4.7: Fall of rider

If a rider falls during the performance the music may be stopped to allow the rider to regain their decorum and be checked over if necessary. The decision will be made by the judge at C. Riders may dismount as part of the performance.

Q5 SELECTORS, JUDGES & JUDGING

There will be three selectors at the Selection Trial and three judges at the Final. All Selectors/Judges will judge both parts of the competition, the turnout and the display. Unless otherwise stated, all salutes should be made facing C to the President of the Jury.

Part 1: Turnout

This section encompasses:

- Appearance of costume
- Accuracy of theme
- Fitting of saddlery (side saddles are allowed and all tack must be safe and fitted correctly, tack need not be identical on all team horses)

- Overall Turnout of horses

To be judged in a short inspection before the display in the arena, usually in the collecting ring. 20 marks are available for this section of the competition.

Part 2: Content and performance

This section encompasses:

- The choice and pattern of the movements in the display
- The skill and ingenuity with which they are linked
- The ability of all horses to carry out the movements
- Freedom and regularity of paces – see also Rule G24.1
- The standard of riding

40 marks are available for this section of the competition.

Part 3: General Artistic Impression

This section encompasses:

- The Quadrille as a whole – as a display of horsemanship
- The music – its suitability and fitting into the theme
- The entertainment value

40 marks are available for this section of the competition.

Marks will be awarded as above and will be available on the score boards at the selection trials. Full score sheets will be posted out to the teams following the selection trials and the final at Olympia.

Q6: FLU VACCINATIONS

Any horse or pony that qualifies for the Championships at Olympia will need to have a six-monthly booster as this event is run under FEI Rules.

SJ1: Show Jumping

BRC organises several different show jumping competitions for both Junior and Senior riders.

- ***Novice and Intermediate Winter Showjumping*** Junior and Senior for teams of four riders only, there is no individual competition.
- ***Novice and Intermediate Summer Showjumping*** for Senior teams and Junior teams of four riders and individuals.
- ***Open Show Jumping for Seniors and Juniors, teams may be mixed or separate of four riders and individuals.***

Riders jump two rounds. The second round is timed and these times are used to determine minor placings when faults cannot do this. If there is equality for first place after the second round then there will be a jump off against the clock. The best three scores in each round will count for the total score.

SJ1.1: ELIGIBILITY

See Appendix 2 & 3 and G6.3.

SJ1.2: NUMBERS TO QUALIFY

See Appendix 10

SJ1.3: DRESS, SADDLERY & TACK

See Appendices 4, 5, 6 and 7

SJ1.4: THE COURSE

The course will consist of a designated number of obstacles (see Appendix 8) that are to BS/SJA1 standard or above. A proportion of the fences should be built with fillers (brushes, walls etc). The top pole of any fence should, where possible, be wooden.

The maximum height of any obstacle in Area competitions and at Championships will be as follows, also see Appendix 8c.

The second round course may be raised and/or altered at the discretion of the judge and the Official Steward.

Judges and course builders are reminded that it is not necessary for fences to be set at maximum height or spread.

Safety cups, to FEI standard, must be used on the back and centre of spread fences.

SJ1.5: WALKING THE COURSE

All competitors may be allowed to walk the course dismounted before the start of the competition. Competitors are allowed to walk the second round or jump-off course only if the track has been substantially altered by the re-siting of fences. If, after walking the course, a rider considers any aspect of the course contravenes the rules then they must make representation to the judge. If the competitor is unable to obtain satisfaction they can then lodge a formal protest in accordance with Rule G14.

SJ1.6 ORDER OF JUMPING

At the Championships the first member of each team will jump first followed by the second member and so on, whole teams will not jump in succession. The same system is

recommended at Area qualifiers, but, it may be varied at the discretion of the organiser with the agreement of the Official Steward.

SJ1.7 TIME ALLOWED & TIME LIMIT

The distance of the measured course is divided by the optimum speed for all competitions (325mpm) to assess the time allowed. The time limit is twice the time allowed, exceeding this will incur elimination.

SJ1.8 RESULTS & TIES

SJ1.8.1: Teams

Each team will jump two rounds with the best three scores in each round to count for the team total. If a team member is eliminated in the first round they are permitted to compete in the second round, if two or more team members are eliminated in the first round or one team member from a team of three, then the team is eliminated and cannot continue into the second round. In competitions with individual awards (summer competitions) the team members not eliminated may compete in the second round purely as individuals.

SJ1.8.2: Individuals

Competitor's scores in the team competition will also count as their individual score.

Individuals will jump two rounds, if an individual is eliminated in the first round they are not permitted to compete in the second round.

SJ1.8.3: Ties of Teams

In the event of equality for qualifying places at the end of the second round, there will be a jump-off against the clock over a shortened course which may be raised at the discretion of the judge and the Official Steward. The order in which teams will jump may be drawn. Every member of the tying team will take part in the jump-off irrespective of previous faults or eliminations in the first two rounds. Equality for minor places will be decided on the aggregate times of the three scoring members of each tying team in the second round.

The places will be decided by the best three scores in each team and, if equality persists, by the aggregate times of the three scoring competitors in each team.

SJ1.8.4: Ties of Individuals

In the event of equality for qualifying places at the end of the second round, there will be a jump-off against the clock over a shortened course which may be raised at the discretion of the judge and the Official Steward. The order in which riders will jump may be drawn. Team members must jump in the same order as the first two rounds. Equality for minor places will be decided on the second round times.

The rider with the least faults will be the winner, if equality persists, the jump-off times will be used to decide the winner.

At the Championships there will be two separate jump-offs, for teams and individuals, over different courses with the team jump-off first. The same system is recommended at Area qualifiers, but, it may be varied at the discretion of the organiser and judge with the agreement of the Official Steward.

SJ1.9: AWARDS See Appendix 10.

SJ1.10: GUIDANCE FOR COURSE BUILDERS AND JUDGES

SJ1.10.1: Course Plan

A course plan indicating the course track, time allowed, time limit and jump off course must be displayed in the collecting ring at least 30 minutes before the start of the competition. An identical plan must be provided to the judge(s). A dotted line on the plan indicates an optional track that may be followed or left without penalty. A full line indicates a mandatory track that must be followed. The start and finish must also be displayed on the course plan.

SJ1.10.2: Start & Finish

The start and finish line must be a minimum of 6m and a maximum of 25m from the first/last fence. The start and finish lines must be defined by two flags or markers.

SJ1.10.3 Measuring the Course

The course must be measured by following the track that would be taken by a careful rider who would not wish to take chances by cutting corners. The jump-off course(s) must be separately measured in the same way.

SJ1.10.4: Checking the Course

It is the responsibility of the judge to check the course before the start of the competition and inspect all fences. Should they consider that any alteration is necessary they should instruct the course builder accordingly.

SJ1.10.5: Representations

If a competitor makes representations about the course they must make them to the judge, who should consult with the course builder and decide if any alteration is necessary. If any alterations are made all competitors must be informed and the course plans amended.

SJ1.10.6: Course Incorrectly Erected

If, once the signal to start is given, a competitor jumps the course as set their score is valid even though one or more fences may have been incorrectly erected.

SJ1.10.7: Re-siting Of Fences

Fences may be re-sited or removed during a competition if, in the opinion of the judge, a deterioration in the going or other special circumstances necessitates such action. Fences, which cannot be re-sited, such as a water jump, ditches or other permanent fences, must be taken out of the course. If removed the scores of all competitors penalised at such fences must be adjusted by cancelling the faults and time penalties incurred. All eliminations will still stand.

SJ1.10.8: Practice Fences

There must be a minimum of two practice fences in the collecting ring, one upright and one spread. All fences must be capable of being knocked down in the normal manner and must not be fixed, jammed or positioned in a manner that prevents them from falling.

One pole may be laid flat on the ground at the ground line or up to 1m from the ground line but parallel to the fence on the take off side. At least one end of a pole or plank must be supported by a standard cup.

Sloping poles are permitted on vertical obstacles and may be placed on the front element only of spreads providing that the top end is not placed higher than the horizontal pole. Unsupported ends of sloping poles must rest at or in front of the ground line. Alternate sloping poles (ie Swedish Oxer, St Andrews Cross) are not allowed.

Practice fences must be flagged in order that they are jumped in one direction only. Red flags on the right, white flags on the left. False ground lines are not allowed. The height and spreads of practice fences must not exceed the maximum dimensions allowed for the competition in progress.

No pole or other articles of any kind are to be held by hand for the horse/pony to jump.

SJ1.10.9: Timing

Automatic timing equipment should be used in all competitions wherever possible. In addition the judge must operate a stopwatch. If electronic timing is not used at least two timekeepers with stopwatches shall be used.

If the judge considers that the course may have been incorrectly measured thus affecting the time allowed they may alter the time allowed. No competitor or other person has the right to demand the re-measurement of the course or alteration of the time allowed.

The clock should be started immediately the competitor crosses the start line in the correct direction and is stopped immediately the competitor crosses the finish line having jumped all fences. The clock may also be stopped and restarted under certain circumstances during the round. The period when the clock is stopped is known as "interrupted time". The competitor's time for the round is the elapsed time from starting to finishing minus interrupted time (if any) plus time penalties (if any). Every second commenced after the time allowed has elapsed will incur one time penalty.

SJ1.10.10: Entering The Arena

Competitors are only allowed to enter the arena in the following circumstances:

- To walk the course dismounted
- When called to commence their round
- When called to parade before or after a competition for ceremonial, prize giving etc
- Publicity or other special purposes
- To lead another competitor into the arena
- To render authorised assistance
- With special permission of the judge

Infringement of this rule may incur elimination at the discretion of the judge.

Competitors must enter the arena within one minute of being called to commence their round, failure to do so may incur elimination at the discretion of the judge. They must enter mounted and via the designated entrance, again failure to do so may incur elimination at the discretion of the judge. Competitors may be led into the arena by an assistant who may be mounted or on foot, the assistant must leave the arena immediately the competitor is inside.

SJ1.10.11: Ringing The Bell

The arena bell is rung in the following circumstances:

- To instruct competitors walking the course to leave the arena
- To commence a competitor's round
- To stop a competitor after a refusal has disturbed a fence
- To stop a competitor if a fence is blown down or not re-erected in time
- To signal a competitor to re-commence a round
- To eliminate a competitor
- To disqualify a competitor
- To retire a competitor

If a competitor ignores the bell during their round and continues then the judge must decide if to eliminate them or not. If the competitor is not eliminated for ignoring the bell all faults and penalties incurred will be included in their score.

SJ1.10.12: Commencing The Round

Indoor Competitions: The starting line may be crossed and re-crossed while waiting for the starting bell without penalty, but, crossing the start line before the bell and attempting to jump the first fence will incur elimination.

Outdoor Competitions: Crossing the start line before the bell incurs elimination. Crossing the start line in the wrong direction is not penalised providing it is subsequently re-crossed before attempting the first fence in the direction of the course plan.

The round commences when, following the bell, the competitor first crosses the starting line in the direction of the course plan.

Failure to commence the round within 45 seconds of the bell may incur elimination at the discretion of the judge.

SJ1.10.13: Jumping The Wrong Course

Jumping a fence in the wrong order or in the wrong direction as indicated on the course plan will incur elimination.

Jumping a fence, which does not form part of the course whether before starting, after finishing or during a round, incurs elimination. The only exception is, in indoor competitions, if after crossing the finish line the competitor jumps an additional fence which is sited within 10m of the finish it is not penalised. The term fence includes passing over the site of a fence which has been knocked down or demolished.

SJ1.10.14: Failing To Jump Within 45 Seconds

Any competitor who fails to jump their next fence on the course within 45 seconds, excluding interrupted time, incurs elimination.

SJ1.10.15: Outside Assistance

Any time after the signal to start has been given any outside assistance to a competitor, whether solicited or not, which in the judge's opinion might improve the competitor's performance, incurs elimination at the judge's discretion.

SJ1.10.16: Stopping Voluntarily

A competitor who decides that they cannot continue their round because the course is obstructed or because a fence is incorrectly erected may stop voluntarily and signal to the judge by pointing clearly with their whip or hand at the obstruction, or fence concerned. The bell will be rung and the obstruction, if any, will be removed and/or the fence will be checked and if necessary re-erected. The competitor will not be penalised unless the judge decides that the course was not obstructed or that the fence was correctly erected, in which case the competitor will be penalised as for a disobedience.

A competitor who is stopped by a judge or who stops voluntarily in accordance with the above must not continue with their round until the bell is rung again. Continuing before the bell and/or continuing from a point nearer to the next fence or the finishing line than the point at which they pulled up incurs elimination. Circling after the bell to continue has rung constitutes

disobedience and is penalised accordingly.

SJ1.10.17: Stopping & Restarting The Clock

The clock is stopped when the competitor pulls up and is restarted when the bell is rung to instruct the competitor to continue. When the clock is stopped the normal rules for interrupted time apply. When a competitor stops voluntarily (Rule SJ1.10.16) the judge may deduct up to 6 seconds from a competitor's time to compensate for any delay in stopping the clock.

SJ1.10.18: Restarting The Whole Course

Only in very exceptional circumstances (i.e. the failure of both automatic timing and stopwatches) will a competitor who has been stopped be allowed or required to start the whole course again. In such circumstances they will start the whole course again, any faults incurred prior to being stopped will be discounted.

A competitor who has completed the course against the clock and who is required to restart because the timing has failed may elect not to do so and in this instance they will be placed immediately below a competitor with whom they would have been placed equal on faults alone.

SJ1.10.19: Finishing The Course

To complete the course, the competitor must cross the finishing line mounted and in the correct direction. Failure to do so incurs elimination. Passing outside the finishing line markers is penalised as a run out (see Rule SJ1.11.7) and the competitor must return to finish correctly if not eliminated for a third disobedience. If the competitor passes outside the finishing line markers and in doing so displaces a flag or marker will incur a 6 second time penalty.

SJ1.10.20: Leaving The Arena

Having completed the course competitors must leave the arena mounted and by the designated exit. Failure to do so incurs elimination, except in cases of injury to horse/pony and/or rider.

A competitor and/or horse/pony that leaves the arena before the completion of the round, including prior to starting, will be eliminated.

SJ1.11: SCORING

SJ1.11.1: Jumping and timing Penalties

Jumping faults will be incurred as follows:

Knocking down any part of an obstacle including the wing	4 faults
First disobedience on the whole course.....	4 faults
Second disobedience on the whole course.....	8 faults
Third disobedience on the whole course.....	Elimination
Fall of horse and/or rider	Elimination
Every second commenced over the time allowed.....	1 time penalty

SJ1.11.2: Elimination

Elimination is a penalty for infringing specific rules as summarised below, it is not a punishment or sanction and does not necessarily preclude a competitor from being placed or from qualifying for further competitions. Unless otherwise stated in the competition schedule,

all eliminated competitors are placed equal in the round or jump-off in which the elimination occurs immediately below competitors who completed the round or jump-off but, above competitors who retired.

An eliminated competitor must leave the arena and take no further part in the competition, unless otherwise stated in the competition schedule. Before leaving the arena after elimination for a refusal or run-out the competitor may take two attempts to jump a fence that they have already jumped, in the correct direction.

SJ1.11.3: Mandatory Elimination:

- Exceeding the time limit
- Third disobedience during the round
- Failure to re-attempt a fence after a run-out
- First fall of horse/pony and/or rider after entering the arena and before completing the course
- Crossing the starting line before the bell
- After being stopped by the judge, or stopping voluntarily, continuing the round before bell and/or from a point nearer the next fence or finish
- Re-attempting a fence, which has been disturbed, before the bell
- Failing to re-attempt a fence following a first or second disobedience
- Failure to re-attempt all fences in an open combination or leaving a closed combination by the wrong route
- Jumping a fence in the wrong order or in the wrong direction
- Jumping a fence that is not part of the course (but see Rule SJ1.10.13)
- Failing to jump a fence within 45 seconds
- Knocking the timing equipment
- Incorrectly leaving the arena
- Failing to cross the finish line mounted
- Failing to leave the arena mounted and by the designated exit, unless injured

SJ1.11.4: Elimination At Judges Discretion

- Unauthorised access to the arena
- Failure to enter the arena mounted and through the designated entrance
- Failure to enter the arena within 60 seconds of being called
- Failure to commence the round within 45 seconds
- Ignoring the bell when required to stop a round
- Receiving outside assistance

SJ1.11.5: Retiring

A competitor who has started their round may retire without completing the course for any of the following reasons:

- Safety
- Fitness of horse/pony or rider
- Failure of saddlery or equipment
- Severity of the fences
- Deterioration of the going
- When they have no chance of winning a prize
- A competitor who decides to retire must signal their intention to the judge by raising their whip or hand.

SJ1.11.6: Knock Downs

A fence is considered to have been knocked down when, through the fault of horse/pony or rider:

- The whole or any part of it is lowered, even if the part that falls does not actually touch the ground
- At least one end no longer rests on a cup
- Any item, including wing or support intended to maintain stability of the fence and forming an integral part of it falls
- The pillars or wings of a wall placed outside the flags (if used) falls

When a fence, or part of the fence, is composed of several elements placed on top of one another in the same vertical plane, the knock down of the top element alone is penalised. A lower element is not deemed to be in the same vertical plane if the centre of the top element, when seen from the side, lies beyond the centre of the lower element in the direction of jumping.

Penalties for a knock down are only incurred in respect of fences which are knocked down as a direct result of being jumped in the correct order and providing the fence has started to fall before the competitor crosses the finish line.

Touches and displacements, in whatever direction, do not count. If the judge is in doubt they should give the benefit of the doubt to the competitor. A competitor cannot be penalised for more than one knock down per attempt no matter how much of the fence is knocked down.

SJ1.11.7: Disobediences

The following are considered as disobediences and are penalised as such:

- A corrected deviation from the course
- A refusal
- A run-out (including jumping the wing)
- A resistance (including a halt)
- A more or less regular circle or group of circles no matter where they occur on the course or for whatever reason (except as defined below)
- Passing outside the flags or markers of the finishing line

The first disobedience incurs 4 faults, the second 8 faults and a third elimination. A refusal with a knockdown anywhere on the course incurs a 6 second time penalty.

Disobediences during interrupted time are not penalised.

The following are NOT considered disobediences:

- Circling after a disobedience or failing to re-position to re-attempt the fence
- Approaching a fence at an angle and/or turning sharply to attempt it without going past it

Refusal

It is a refusal when:

- a horse/pony stops or fails to take off at a fence, whether or not the fence is knocked down or displaced
- a horse/pony, when stopping, slides through a fence and knocks it down

It is not a refusal when:

- a horse/pony stops in front of a fence without knocking it down and immediately does a standing jump over the fence

It is for the judge to decide if a refusal has occurred and if so to ring the bell and stop the clock. If the bell is not rung the competitor must continue having been penalised for a knock down only.

Run-out

It is a run-out when:

- the horse/pony or part of the horse/pony passes to one side of a fence to be jumped and in doing so crosses an extended line of the fence's ground line the horse/pony jumps the wing of the fence, whether or not the wing is knocked down

Following a run-out the rider must return and attempt the fence again, failure to do so incurs elimination.

Resistance

It is a resistance when a horse/pony, for whatever reason, ceases to go forward, halts, rears, turns on the spot or steps back, even if this occurs as a result of a deliberate action by the rider (i.e. halting to adjust saddlery). Uninterrupted resistances are penalised as a single disobedience but, if after retaking the track the horse/pony resists again this is then penalised separately.

Circle

It is a circle if the competitor deviates from the planned course and in doing so crosses their previous track.

SJ1.11.8: Falls

A horse/pony is considered to have fallen when the shoulder and quarters on the same side touch the ground or touch a fence and ground simultaneously.

A rider is considered to have fallen when there is separation between them and their horse/pony, which necessitates remounting or vaulting into the saddle.

A fall of horse/pony and/or rider after entering the arena and before completing the course incurs elimination.

SJ1.11.9: Penalties At Single Fences

A refusal with a knockdown anywhere on the course incurs a 6 second time penalty in addition to any faults or elimination incurred.

The bell is rung and the clock stopped immediately, when the fence is re-erected and/or checked the bell is rung again and the clock restarted when the horse is represented at the fence. The competitor must then re-attempt the fence, re-attempting the fence before the bell is rung incurs elimination. Circling after the bell has rung is a further disobedience and is penalised separately. Failing to re-attempt the fence incurs elimination unless the competitor indicates retiring (see Rule SJ1.11.5).

SJ1.11.10: Penalties At Open Combinations

Each fence of an open combination is judged as a single fence, but following a disobedience all fences must be re-attempted in the correct order and faults and time penalties are cumulative over each element at each attempt. Failure to re-attempt all elements incurs elimination.

If there is a disobedience at elements B or C of a combination fence without disturbance but

a previous element requires re-erection or checking then the bell will be rung and the clock stopped as per Rule SJ1.10.17

Time penalties in open combinations are as follows:

Error	Time Penalties
Fence A disturbed by disobedience	6 seconds
Fence A knocked down or disturbed followed by a disobedience at B without disturbing it	6 seconds
Fence B disturbed regardless of the state of A	6 seconds
Fences A and/or B knocked down or disturbed followed by a disobedience at C	6 seconds
Fence C disturbed regardless of the state of A and B	6 seconds
Similar errors with disobedience between further fences in the combination	6 seconds

SJ1.11.11: Penalties at Closed Combinations

If a closed combination is used then each element of the combination is judged as a single fence (see Rule SJ1.11.9). If, having jumped the first element, the horse/pony and/or rider leave the closed combination by any route other than jumping the remaining elements in the correct order, they will incur elimination.

SJ1.11.12: Water Jumps

If a water jump is included in any course it shall be judged and faulted as laid down in the current edition of the BS Rules and Year Book.

SJ2: Style Jumping

Style Jumping is for both Senior and junior riders. It is open to teams of four riders and to individuals. Each team consists of two riders jumping a 75cm course and two riders jumping an 85cm course. Individuals may choose. Riders jump one round and are judged on the style of their riding. Riders must salute the judge when entering the arena, and then canter on both reins until the signal to start is given; during this time, they will be judged for style on the flat. When jumping, the rider is judged on how they ride the whole course, particular attention being given to how they ride the turns and present the horse at a fence. The rider needs to show balanced approaches to the fences and be able to maintain a good forward canter in rhythm. The position of the rider at take-off, in the air, on landing and in the following strides is assessed along with the correct judgement of pace. It is assumed that the rider is aware of the correct leading leg and is able to change it if needed (a flying change correctly and quietly done is also acceptable as is a simple change through trot). A copy of the current style jumping sheet and criteria is in Appendix 19.

SJ2.1: ELIGIBILITY

See Appendix 2 & 3 and G6.3

SJ2.2: NUMBERS TO QUALIFY

See Appendix 10

SJ2.3: DRESS, SADDLERY & TACK

See Appendices 4, 5, 6 and 7

SJ2.4: THE COURSE

The course will have 8 to 12 obstacles, one of which should be a double. There should be no water jump. All aspects of the course should comply with BS standards.

75cm section: The maximum height of any obstacle at area competitions and the championships will be 75cm with a maximum spread of 80cm.

85cm section: The Maximum height of any obstacle at area competitions and the championships will be 85cm with a maximum spread of 90cm.

SJ2.5: TIME

The optimum speed for this competition is set at 325mpm. One penalty point will be deducted for every second over the optimum time.

SJ2.6: COMMENCING & FINISHING THE ROUND

SJ2.6.1 Commencing

Having saluted the judges, the competitor must canter until the signal to start is given, the canter must not be exclusively on one rein.

SJ2.6.2 Finishing

The round will finish when the horse and rider pass through the finish.

SJ2.6.3 Leaving the arena

There is no need to salute before leaving the arena. A competitor/horse leaving the arena before the completion of their round, including prior to starting, will be eliminated.

SJ2.7: JUDGES AND JUDGING

There must be one judge at Area Qualifiers and Championships drawn from the relevant Panel of BRC Style Judges (see Guidelines for Organisers Handbook).

SJ2.7.1 Judging - Objectives

To encourage riders to adopt a correct jumping position and to ride their horses/ponies with sufficient impulsion to maintain balance and rhythmical pace. They will be expected to adjust the length of their horse's stride so as to be able to jump the whole course without undue shortening or lengthening in front of the fence.

SJ2.8: ORDER OF JUMPING

At the Championships the first member of each team will jump first followed by the second member, whole teams will not jump in succession. The same arrangement is recommended at Area competitions, but this may be varied at the discretion of the organiser with the consent of the Official Steward.

SJ2.9: SCORING

SJ2.9.1 Bonus Marks

The judge will watch the rider continuously and give marks for each general aspects:

- Assessment of the rider before commencing the round, riding a simple figure of eight in canter showing a change of leg20 marks
- Equestrian feel and skill, ability to present the horse correctly at the fence and ride accurate lines. Be able to maintain a clear rhythm and correct pace. Confidence. Ability to influence the horse correctly30 marks
- Riders leg position, balance and ability to follow the horses movement over the fence. Security of the lower leg. Independence of the rein20 marks
- Horse balance and rhythm. Desire to move forward, attention and confidence, harmony, lightness and ease of movement, acceptance of the bridle, calmness of the jump30 marks

The evaluation of the marks to be the same as Dressage Tests.

The maximum marks available being 100.

SJ2.9.2 Penalties

From the marks described in SJ2.9.1 the following penalties will be deducted:

For every second or part thereof over the optimum time	1 penalty
Knocking down any part of an obstacle including the wing.....	2 penalties
First refusal on the whole course	3 penalties
Second refusal on the whole course.....	6 penalties
Third refusal on the whole course	Elimination
Fall of horse and/or rider.....	Elimination
Taking the wrong course	Elimination
Failing to salute the judges	Elimination
Commencing the course before the signal.....	Elimination
Leaving the arena before the second signal.....	Elimination

SJ2.10: RESULTS

SJ2.10.1 Teams

The scores of the best three riders will count towards the team total. Team members will be ranked in order to arrive at the total team score. So team members only, in each arena, will be awarded points as follows: 1st = 1, 2nd = 2, 3rd = 3 and so on. The points for the team will be added together, with the lowest placed rider's score discarded and the team with the lowest scores shall be the winners.

SJ2.10.2 Individuals

The competitor with the highest score shall be placed first in each arena.

SJ2.10.3 Ties of Teams

In the event of equality, the fourth riders score shall count. If there is still equality the total general aspects marks will be taken into account. If further equality the total rider's equestrian feel and skill, total horses' balance and rhythm and total rider's position and balance marks will be considered in turn to resolve the tie. A team of three riders must be at a disadvantage if equality with a team of four arises.

SJ2.10.4 Ties of Individuals

In the event of equality for individual places, the competitor with the highest general aspects marks will be placed highest. If there is still equality the competitor's equestrian feel and skill, horses' balance and rhythm and rider's position and balance marks will be considered in turn to resolve the tie.

SJ2.11: AWARDS

See Appendices 10

HT: Horse Trials

BRC runs Horse Trials competitions for Junior and Senior competitors:

Open HT 100+ for seniors and juniors, teams may be mixed or separate of four riders, the best three scores to count and individuals. At Championships this will be a three day event.

Senior HT 100 for teams of four riders, the best three scores to count and individuals. At Championships this will be a three day event.

Senior HT 90 for teams of four riders, the best three scores to count and individuals. At Championships this is a two day event.

Senior HT 80 for teams of four riders, the best three scores to count and individuals. At the Championships this will be a one day event.

Junior HT 100 for teams of four riders, the best three scores to count and individuals. At the Championships this will be a three day event.

Junior HT 90 for teams of four riders, the best three scores to count and individuals. At Championships this will be a two day event.

Junior HT 80 for teams of four riders, the best three scores to count and individuals. At Championships this will be a one day event.

Pony Club Horse Trials: a pony or horse may compete in both Pony Club Inter-branch Horse Trials and BRC Horse Trials competitions in the same competition year, provided that it does not compete over the same cross country course in either Area or Championship events of both competitions.

HT1: ELIGIBILITY

See Appendix 2 & 3 and G6.3.

BE Tickets: Competitors on a ticket with BE are eligible to gain points, unless the entry to BE is HC. Therefore the use of tickets will re-activate downgraded winnings.

Reserves: A reserve for a Horse Trials Championship must have completed a cross-country course to the required standard within two years prior to the Championships. This must be certified by a club official on the entry form.

Horses practicing over obstacles: in the interest of fairness to all competitors, courses used for Area Qualifiers and Championships would ideally only be used for those events, but since it may not be practicable to enforce this, these rules attempt to set a minimum restriction on practising over official courses. It cannot be over emphasised that any riding over obstacles which are subsequently used for an official competition is against the spirit of the rules, if not against the letter.

Area Horse Trials Qualifiers may not be held at Championship venues.

No pony or horse may have been ridden over or through any cross-country fences, elements, obstacles, ditches, steps or water jumps at the same venue as the Area Qualifier during the five days prior to the cross-country phase of the qualifier.

Any pony or horse, which competes at the Championships, may not have been ridden over or through any cross-country fences, elements, obstacles, ditches, steps or water jumps at the same venue as the Championship course during ten days prior to the cross-country phase of the Championships.

HT1.2: Riders

See Appendix 2 & 3.

Any rider, who competes at the Championships, may not have ridden over or through any cross-country fences, elements, obstacles, ditches, steps or water at the same venue as the Championship course during the ten days prior to the cross-country phase of the Championships.

HT1.2.1: Numbers to Qualify

See Appendix 10. The number of highest placed riders qualifying for the Championships will be governed by the number of arenas required (see Rule G8.3).

HT1.3: DRESSAGE PHASE

HT1.3.1: Dressage Rules

The Dressage Phase of the Horse Trials competition will be run under the Rules for Dressage (Rule D1). Except when a rider falls during a test where they will not be eliminated. They will be penalised by the effect of the fall on the execution of the movement concerned and in the collective marks.

HT1.3.2: Saddlery, Tack and Dress

Full details are at Appendices 4, 5, 6 and 7.

HT1.3.3: Tests

Examples of the current Horse Trials Dressage Tests are at Appendix 13.

HT1.3.4: Scoring

The good marks from 0 to 10 awarded to a competitor for each numbered movement of the Dressage Test are added together with the collective marks. Then any error of course is deducted. ***Half marks may be awarded.***

The percentage of the maximum possible good marks obtainable is then calculated. This percentage is obtained by dividing the total good marks of the judge (minus any error of course or test) by the maximum possible good marks obtainable, then multiplying by 100 and rounding the result to one decimal place. In order to convert average percentage into penalty points, this must be subtracted from 100, with the resulting figure being rounded to one decimal point. The result is the score in penalty points for the test.

HT1.3.5: Commanders

Commanders may be used at qualifiers but not at the championships.

HT1.4: SHOW JUMPING PHASE

HT1.4.1: Saddlery, Tack and Dress

Full details are at Appendices 4, 5, 6 and 7.

HT1.4.2: The Course

The course will consist of a designated number of obstacles (see Appendix 8) that are to BS/SJAI standard or above. A proportion of the fences should be built with fillers (brushes, walls etc). Safety cups, to FEI standard, must be used on the back and centre of spread fences.

The maximum height of any obstacle in Area competitions and at Championships will be as per Appendix 8.

Judges and course builders are reminded that it is not necessary for fences to be set at maximum height or spread.

HT1.4.3: Order of Jumping

At all competitions the order of jumping will be at the discretion of the organiser, but, if possible riders from the same team should not follow each other in succession.

HT1.4.4: Time Allowed & Penalties

The Time Allowed will be based on a speed of 325mpm. Every commenced period of 1 second in excess of time allowed will be penalised by 1 time penalty.

HT1.4.5: Jumping Penalties

Jumping penalties will be incurred as follows:

Knocking down any part of an obstacle including the wing	4 penalties
First disobedience	4 penalties
Second disobedience	8 penalties
Third disobedience	Elimination
First fall of rider.....	8 penalties
First fall of horse.....	Elimination
Second fall of horse and/or rider	Elimination
Exceeding 24 penalties (excluding time penalties).....	Compulsory Retirement

HT1.4.6: Scoring

The jumping penalties are added to the time penalties incurred to calculate the total penalties for this phase

HT1.5: CROSS-COUNTRY PHASE

HT1.5.1: Saddlery, Tack and Dress

Full details are at Appendices 4, 5, 6 and 7.

HT1.5.2: Heights

The maximum height of any obstacle in Area competitions and at Championships will be as per Appendix 8.

HT1.5.3: Plan

A plan of the course shall be displayed by the time it is open for inspection. It must include:

- The course to be followed and its length
- The optimum time and the time limit
- The numbering of the fences
- Any compulsory turning points
- Fences with alternatives

HT1.5.4: Inspection of the Course

The cross-country course must be completed and ready for inspection by competitors by 9am on the day of the cross-country test. Competitors may view the course on foot only, after 2pm on the day preceding the competition but the course will not be finalised before 9am on the day of competition. Unauthorised alteration to or tampering with fences or direction markers on the course is strictly forbidden and may be penalised by elimination.

HT1.5.5: Marking the Course

Red or white boundary markers are used to mark the start and finish and compulsory

sections of the course, to define fences and indicate compulsory changes of direction. They are placed in such a way that a rider must leave a red marker on the right and a white marker on the left, failure to do so will incur elimination.

Direction markers or signs may vary in colour and are intended merely to show the general direction to be taken and to help the rider find their way. Passing close to them is not obligatory.

Boundary and direction markers will be large and placed in a conspicuous position. All fences, boundary and direction markers which have to be observed by riders must be exactly positioned by the time the course is open for inspection by riders and any variations in the course for different classes clearly marked.

HT1.5.6: Modifications to the Course

After the course is open for inspection by riders no alteration may be made, except that, where exceptional circumstances (such as heavy rain) make one or more fences unfair or dangerous, the organisers, or Championship Director is authorised, with the sanction of the Official Steward, to reduce the severity of or to bypass such fences. In such cases the chief cross-country steward and every rider must be officially and personally informed of the proposed alteration before the start of the test. An official may be stationed at the place where the alteration has been made, in order to warn riders.

If it is necessary, in the interests of safety, to order a fence to be by-passed during the competition, all jumping faults previously incurred at that fence shall be cancelled with the exception of elimination. A competitor who had been eliminated shall NOT be re-instated in the competition. Once taken out, the fence shall NOT be re-introduced. The Official Steward will decide what arbitrary adjustment shall be made to competitors' times.

HT1.5.7: Alternative Fences

Alternative fences or elements may be flagged separately and must be identified by the same number/letter as on the direct route. In this case both sets of flags must be marked with a black line. Such "black flag" alternatives are to be judged as separate fences or elements, only one of which has to be jumped. A competitor is permitted to change, without penalty, from one black flagged line to another (e.g. jumping 6A left hand route and 6B right hand route) provided they have not presented their pony/horse at the next element of the original line.

HT1.5.8: Fences

As with BE, BRC count the number of jumping efforts rather than the number of fences in the cross-country course. The number is counted by taking the direct route at combination fences. All fences must be solid and fixed. Where natural hedges are used they must be reinforced as necessary, so that they present as far as possible the same problem throughout the competition. All fences must be flagged and numbered.

Any fence at which a pony/horse, in falling, is liable to be trapped or to injure itself, must be secured by cord in such a way that parts of the fence can be quickly dismantled and rebuilt exactly as before.

HT1.5.9: Measurement of Fences

Fences are measured from the point from which the average pony/horse would normally take off. In the case of a fence where the height cannot be clearly defined (e.g. natural hedge, brush fence) the measurement is taken to the fixed and solid part of the fence, through which the pony/horse cannot pass with impunity.

The overall height of a natural hedge or brush fence may not exceed the maximum height by more than 20cm; however the brush or hedge above the normal maximum height must be brushable through and must not be likely to injure a horse. (A conventional birch steeplechase type fence does normally meet these criteria, provided the top has only thin branches).

There is no limit to the overall height of a bullfinch, provided that the average pony/horse can reasonably be expected to pass through and the fixed and solid part is clearly defined. In the case of a fence with a spread only (e.g. dry ditch, water jump), a guardrail or hedge not exceeding 50cm, which facilitates jumping, is permitted in front, but must be included in the measurement of the spread.

Drop Fences: The depth of a drop is measured from the highest point of the obstacle, including from the top of the brush, to where the average pony/horse would normally land. The maximum depth of the drop must not exceed the following:

Junior HT 80 and 90	1.2m	Senior HT 80 and 90	1.2m
Senior and Junior HT 100	1.4m	Senior and Junior Open 100+	1.6m

Water: Where a pony/horse is required to jump a fence in or out of water, or where there is a fence in the water, the depth of the water is measured from firm ground where the pony/horse would normally take off or land. Elsewhere the water should not greatly exceed the maximum depth. In order to discourage a pony/horse from attempting to jump over it, any water crossing ought to be as long as possible and should ideally be not less than 6m from point of entry to point of exit. The maximum depth of the water in a drop in/out of water fence must not exceed the following:

Junior HT 80 and 90	0.2m	Senior HT 80 and 90	0.2m
Senior and Junior HT 100	0.2m	Senior and Junior HT 100+	0.3m

Overhead Obstructions: Any roof or other fixed and solid barrier over a fence must be not less than 3.36m above ground level.

HT1.5.10: Dimensions of Fences:

Details of the dimensions of cross-country fences are at Appendix 8. Fences do not have to be uniform in terms of height, spread etc throughout their length, or that these dimensions may never be exceeded anywhere between the red and white flags marking the extent of the fence. It is sufficient if all parts of the fence, where the average pony/horse and rider could reasonably and conveniently be expected to jump; do not exceed the maximum permitted dimensions.

HT1.6: ONE, TWO & THREE DAY EVENTS

HT1.6.1: Order of Phases

The Horse Trials Championships are a combination of one, two and three day events, and, as such will have the following phases:

Senior and Junior HT 80 – One Day Event

Day 1 Dressage, Show Jumping, Cross-country

Senior and Junior HT 90 – Two Day Event

Day 1 Dressage and Show Jumping

Day 2 Roads & Tracks, Steeplechase and Cross-country

Senior and Junior HT 100 and HT Open 100+ – Three Day Events

Day 1	Vet Inspection and Dressage
Day 2	Roads & Tracks, Steeplechase and Cross-country
Day 3	Vet Inspection and Show Jumping

Guidance on the vet inspections is in Appendix 12.

The same pony/horse and rider must complete all phases mounted; spot checks will be carried out to ensure compliance.

The **HT90, HT100 and Open 100+ events** include two Road & Tracks (Phases A and C) a Steeplechase (Phase B) and a Cross-country phase (Phase D). Except for the compulsory 1 minute halt before Phase B and the 10 minute halt before Phase D all the phases will follow one another without interruption in the order. **A course plan will be displayed giving distance, optimum time and time allowed for each phase, based on the speeds in appendix 8.**

Phases A & C: In addition to directional signs there will be markers at 1km intervals from the start. Competitors may dismount at any time on the Roads & Tracks and walk beside their pony/horse but they must be mounted to pass through the finish of each phase. Exceeding the optimum time per phase will incur 1 penalty point per second, exceeding the time limit (one fifth more than the optimum time) per phase will incur elimination.

Phase B: There is a compulsory 1 minute halt between the end of Phase A and the start of Phase B. Exceeding the optimum time per phase will incur 0.8 penalty points per second, exceeding the time limit (four times optimum time) will incur elimination. Faults at Steeplechase fences will be penalised as per Rule HT1.8.1.

Phase D: There is a compulsory 10 minute halt between the end of Phase C and the start of Phase D. During this halt a panel of a veterinary surgeon and officials will inspect each pony/horse; this panel has the right to eliminate any pony/horse that is unfit to continue onto Phase D. Exceeding the optimum time per phase will incur 0.4 penalty points per second, exceeding the time limit (twice the optimum time) will incur elimination. For every second in excess of 15 seconds under the optimum time will incur 0.4 penalty points per second.

HT1.6.2: Independence of Phases

The four phases are independent of each other. Loss of time in one phase cannot be made up in another.

HT1.7: METHOD OF STARTING

Competitors must start from within a simple enclosure which must be erected at the start, measuring approximately 5m square, with an open front marked with a red and white flag. Alternatively, a similar sized enclosure may be used with an open front and a gap of approximately 2m in one or both sides from which ponies/horses will enter, provide that the sides of the side opening are padded or otherwise constructed to ensure that neither pony/horse nor rider entering through the side can be injured. The starter will count down from five before giving the signal to start and the competitor may move around the enclosure. Cantering through a side entrance may be considered inappropriate or dangerous riding and, as such, may be eliminated at the discretion of the Official Steward.

If a pony/horse fails to cross the start line within 60 seconds of the signal being given the competitor will be eliminated.

Assistance within the starting enclosure is permitted, provided it ceases immediately the start signal is given. From that instant the competitor is considered to be on the course and thus any further assistance is forbidden.

The order of starting will be for the first rider of each team will go first followed by the second rider of each team and so on. No team will ride in succession.

HT1.8: SCORING

HT1.8.1 Penalties

These penalties are cumulative:

First disobedience at a jump	20 penalties
Second disobedience at the same jump	40 penalties
Third disobedience at the same jump	Elimination
Fourth disobedience on the whole course	Elimination
Fall of rider at a fence	65 penalties
Second fall of rider on the course	Elimination
Fall of pony/horse at a fence	Elimination
Every commenced period of 1 second in excess of the optimum time	0.4 penalties
Every commenced period of 1 second in excess of 15 seconds under the optimum time.....	0.4 penalties
Exceeding the time limit (cross-country)	Elimination
Error of course (omission of jump, boundary flag, not rectified, retaking an obstacle already jumped	Elimination
Jumping an obstacle in the wrong order	Elimination
Jumping an obstacle with crossed flags	Elimination
Trapped pony/horse	Elimination
Inappropriate or dangerous riding.....	Discretionary 25 Penalties
Riding improperly dressed	Discretionary Elimination
Starting early.....	Discretionary Elimination

There will be no marked penalty zones. Faults (refusals, run-outs, circling and falls) will be penalised only, if, in the opinion of the judge concerned, they are connected with the negotiation of one of the numbered fences. Jumping penalties will be added to any time penalties to calculate the total cross-country penalties.

Competitors are free to choose their pace whilst on the course, but should be aware that any sudden slowing down in the final third of the course may be categorised as inappropriate riding and penalised accordingly.

HT1.8.2: Definition of Faults

Refusals: A pony/horse is considered to have refused if it stops in front a fence to be jumped and that fence exceeds 30cm. A stop at fences of 30cm or less in height followed immediately by a standing jump is not penalised. A pony/horse may step sideways, but if the pony/horse steps back, even a single pace, voluntarily or not, or if the halt is prolonged, this constitutes a refusal. If a pony/horse that has already stepped back once is re-presented at the fence and halts or steps back a second time, or if the halt is prolonged and the rider redoubles or changes their effort, still without success, this constitutes a second refusal and so on. After the fourth cumulative refusal the competitor is eliminated.

Run-Outs: A pony/horse is considered to have run out if it avoids a fence to be jumped and runs out to one side or the other.

Circles: A pony/horse is considered to have circled if it crosses its original track, from whichever direction, while negotiating or attempting to negotiate a fence or part thereof. If a pony/horse completes a circle while being re-presented at a fence after a refusal, run-out or a fall, it will only be penalised for the disobedience or fall. A competitor may circle without penalty between fences even if they are quite close together, provided they clearly do not present their pony/horse in an attempt to negotiate the second fence after jumping the first. However, if two or more elements of a fence are lettered A, B or C i.e.: are designed as one integral test, then any circling between these elements shall be penalised.

Fall of Rider: A rider is considered to have fallen when they are separated from their pony/horse, which has not fallen, in such a way as to necessitate remounting or vaulting into the saddle.

Fall of Pony/Horse: A pony or horse is considered to have fallen when the shoulder and the quarters have touched either the ground or the fence and the ground.

Fences not on the course:

There is no penalty for jumping a fence that is not on the course unless it has crossed flag/s.

HT1.8.3: Double, Treble or Multiple Fences

If two or more fences, although sited close together, are designed as separate problems, each will be numbered and judged independently. A competitor may circle between them without penalty, provided that this is not as a result of attempting to negotiate a fence that they have already jumped.

If however, a fence is formed of several elements such as banks or steps, a normal or an angled combination, each part will be flagged and marked with a different letter (A, B or C etc) but only the first need be numbered and it will be judged as one fence. A competitor may refuse only twice in all without incurring elimination and any circle is penalised as for a refusal but, if a competitor refuses at any part, they are at liberty to retake the complete obstacle.

HT1.8.4: Elimination & Retiring

Competitors eliminated or retiring from any part of the course for any reason whatsoever shall leave the course at a walk and shall take every precaution to avoid disturbing other competitors. They shall not jump fences after elimination or retiring. At the discretion of the Official Steward disciplinary action may be taken for contravention of this rule.

At Area Qualifiers or Championships, senior officials (i.e. the Official Steward, assistant steward, Championship Director, chief show jumping judge, cross-country steward, cross-country controller or the doctor), may at any time exclude from the competition any competitor who, in their considered opinion, is severely injured or unfit to continue, for instance as a result of a fall.

HT1.8.5: Medical Suspension

Any competitor who has had a fall must see the doctor and be passed fit to ride, before continuing the competition with that pony/horse or before riding another pony/horse. See also G28.

HT1.9: COMPETITOR IN DIFFICULTY

Any competitor who has refused at a fence must, under penalty of elimination at the discretion of the Official Steward, quickly clear the way for a following competitor and must await the instructions of the fence judge before making another attempt. The time they are delayed is not recorded.

If a fence is completely obstructed by a competitor in difficulty, or is in need of repair, subsequent competitors must be halted. In such a case, the fence judge must record the length of time the competitor was held. Whenever competitors are held by fence judges, permission to restart must be co-ordinated with cross-country control.

If, in attempting to negotiate a fence, a pony/horse becomes trapped in such a way that it is liable to injure itself or be unable to proceed without assistance, the fence judge shall decide if parts of the fence shall be dismantled or if any other assistance shall be given to extricate the pony/horse. In such a case the fence judge will first instruct the competitor to dismount. The competitor will be eliminated from the competition.

HT1.10: OUTSIDE ASSISTANCE

Outside assistance is forbidden, under penalty of elimination. Any intervention by a third party, whether solicited or not, with the object of facilitating the task of the rider or helping their horse is considered outside assistance. Similarly it is forbidden for a competitor to join or accept a lead from another competitor. Examples of outside assistance include:

- joining another competitor and continuing with them
- following or in any other way being accompanied by another person while on the course
- arranging for associates to provide signals or encouragement
- tampering with an obstacle or its marker flags
- the use of any electronic equipment by riders
- spectators who draw attention to a competitor to any deviation from the course
- a fence judge or official assisting a competitor by directions to rectify an error of course.

Assistance within the starting enclosure is permitted, provided it ceases immediately the start signal is given. From that instant the competitor is considered to be on the course and thus any further assistance is forbidden.

The following forms of assistance are allowed:

- whips, headgear or spectacles may be handed to a competitor without dismounting.
- fence judges are allowed to call first or second refusal etc. A competitor may receive clarification of jumping penalties from the fence judge (e.g. after knocking a flag at the corner of a fence).

The Official Steward will decide whether or not a competitor has received outside assistance. Fence judges should record the details on the fence score sheets if they consider outside assistance has been given with full details.

HT1.11: OVERTAKING

HT1.11.1: Between Fences

A competitor catching up another may overtake but only at a safe and suitable place. In such circumstances the leading competitor must give way. It is forbidden, under penalty of elimination at the discretion of the Official Steward, for either competitor to wilfully obstruct or cause any damage to the other.

HT1.11.2: At any Fence

When the leading competitor is committed to jumping a fence, a following competitor may jump that fence only in such a way that will cause no interference to another; if interference occurs they may be eliminated, at the discretion of the Official Steward.

HT1.12: TIME KEEPING

Time is counted from the signal to start until when the pony's/horse's nose passes the finish. Time is counted in whole seconds, fractions being taken to the next second (i.e. 30.4 seconds is recorded as 31 seconds). Periods when a competitor has been held by a fence judge or an official will be deducted from the total time on the course in order to give the actual time for completing the course.

In the event of a timing error the Official Steward is allowed to make an accurate estimate of a competitor's time utilising official times taken around the course.

HT1.13: SCORING

HT1.13.1: Total Score

The total score for an individual is obtained by adding the Dressage, Show Jumping and Cross-country penalties together. The team total is obtained by adding together the three lowest individual penalty scores.

HT1.13.2 Ties

In the event of a tie for any place in a team one day event, the score of the fourth rider will be taken into consideration. If there is still equality the total marks for all the riders in the tying teams will be considered in the following order:

- lowest total cross-country penalties (jumping and time)
- lowest total deviation from the cross-country optimum time
- highest total good dressage marks

In the event of a tie for any place in an individual one day event, the riders will be placed by considering their marks in the following order:

- lowest total cross-country penalties (jumping and time)
- nearest the cross-country optimum time
- highest good dressage marks

In the event of a tie for any place in a team two or three day event, the score of the fourth rider will be taken into consideration. If there is still equality the total marks for all the riders in the tying teams will be considered in the following order:

- lowest total cross-country penalties (jumping and time)
- best steeplechase score
- lowest total deviation from the cross-country optimum time

In the event of a tie for any place in an individual two or three day event, the riders will be placed by considering their marks in the following order:

- lowest total cross-country penalties (jumping and time)
- best steeplechase score
- lowest total deviation from the cross-country optimum time

HT1.14: AWARDS

See Appendix 10.

CH: Festival of the Horse

The Festival of the Horse Challenge (FOTH Challenge) is a test of the ability of a pony/horse and rider to negotiate a show jumping course together with a cross-country course. BRC runs six Challenge competitions for Junior and Senior riders:

Senior Challenge 90 and Challenge 100 for teams of four riders, (the best three scores to count) and individuals.

Senior Pairs Challenge 90 for teams of two senior members.

Junior Challenge 90 and Challenge 100 for teams of four riders, (the best three scores to count) and individuals.

Junior Pairs Challenge 90 for teams of two junior members.

All pair's competitions at Area and at the Championships will be run after the corresponding Team/Individual Novice competition.

CH1: ELIGIBILITY OF PONIES/HORSES

See Appendix 2 & 3 and G6.3.

BE Tickets: Competitors on a ticket for BE are eligible to gain points unless the entry to BE is HC, therefore the use of tickets will re-activate downgraded winnings.

Reserves: A reserve for the FOTH Championship must have completed a cross-country or an FOTH Challenge course to the required standard within two years prior of the Championships. This must be verified by a club official on the championship entry form.

Horses practicing over obstacles: See Rule HT1.1. Area qualifiers must not be held at the championship venue.

CH1.1.1 ELIGIBILITY OF RIDERS

See Appendix 2 & 3.

Any rider, who competes at the Championships, may not have ridden over or through any cross-country fences, elements, obstacles, ditches, steps or water at the same venue as the Championship course during the ten days prior to the day of the Championships.

CH1.2: NUMBERS TO QUALIFY

See Appendix 10.

CH1.3: SADDLERY, TACK AND DRESS

Full details are in Appendices 4, 5, 6 and 7.

CH1.4: THE COURSE

Consists of 7-10 show jumping obstacles followed by 15 - 25 cross-country jumping efforts.

CH1.4.1: Heights

Full details are in Appendix 8.

CH1.4.2: Plan

A plan of the entire course shall be displayed by the time it is open for inspection. It must include:

- The course to be followed and its length
- Which fences are show jumps which are cross-country jumps
- The numbering of the fences
- Any compulsory turning points
- Fences with alternatives

CH1.4.3: Inspection of the Course

See Rules SJ1.5 and HT1.5.4

CH1.4.4: Marking the Course

See Rule HT1.5.5

CH1.4.5: Modifications to the Course

See Rule HT1.5.6

CH1.4.6: Alternative Fences

See Rule HT1.5.7

CH1.4.7: Fences

Show Jumping:

The show jumping course will:

- consist of 7 - 10 show jumps, including at least one double (at least two doubles at the Championships), and include a proportion with fillers (brushes, walls etc)
- be built to BS standards
- have safety cups, to FEI, standard on the back and centre of spread fences
- black flag alternatives may be used
- offset doubles may be used

Cross-country:

The FOTH Challenge course:

- will consist of 15 – 25 jumping efforts
- will be strongly built with a good ground line and should look imposing
- will have all fences flagged and numbered
- will have any fence at which a pony/horse, in falling, is liable to be trapped or to injure itself, secured by cord in such a way that parts of the fence can be quickly dismantled and rebuilt exactly as before
- may include up to 3 dressing fences in the Junior and Senior Pairs
- Championships (optional at Area)

CH1.4.8: Measurement of Fences

See Rule HT1.5.9

CH1.4.9: Dimensions of Fences:

See Rule HT1.5.10 and Appendix 8

CH1.5: METHOD OF STARTING

CH1.5.1: Team & Individual competitions:

The rider will, when instructed by the judge to do so, commence their show jumping round, once they have completed show jumping they will then go directly onto the cross-country course, they must go through the show jumping finish and the cross-country start lines, these may be combined if necessary.

CH1.5.2: Pairs Competitions

The show jumping phase will be run as a pairs relay, the second rider to wait in a designated area whilst the first rider competes and until the first rider has passed a whip to them to commence their round. The whip must be exchanged in the box. If the whip is dropped by either pair, they may dismount in order to pick it up and request help to remount from the box steward. When the second rider has completed their show jumping round the pair will go directly onto the cross-country course. (If the first rider requires a whip for the cross-country phase this may be held for them by the change-over steward and handed to them prior to leaving the box). If a rider leaves the box prior to hand over of the whip they must return to exchange correctly. The second rider will go directly from show jumping onto the cross-country phase, the first rider may leave the box when the second rider has jumped their last show jump.

CH1.6: SCORING

CH1.6.1 Penalties

Show Jumping Phase:

Jumping penalties will be incurred as follows:

Knocking down any part of an obstacle including the wing.....	4 Penalties
First disobedience on the whole course	4 penalties
Second disobedience on the whole course	8 penalties
Third disobedience on the whole course	Elimination
First fall of rider	8 penalties
First fall of horse.....	Elimination
Second fall of horse and/or rider	Elimination
Exceeding 24 jumping penalties	Compulsory retirement (Therefore not allowed to continue on the cross country course)

Cross-country Phase:

Penalties will be incurred as follows, these penalties are cumulative:

First disobedience at a jump	20 penalties
Second disobedience at the same jump.....	40 penalties
Third disobedience at the same jump	Elimination
Fourth disobedience on the whole course.....	Elimination
Fall of rider at a fence.....	65 penalties
Second fall of rider on the course.....	Elimination
Fall of pony/horse at a fence	Elimination
Error of course (omission of jump, jumping a fence in the wrong direction, jumping a fence with crossed flags, jumping the boundary flag etc) not rectified, retaking an obstacle already jumped	Elimination
Trapped pony/horse.....	Elimination
Inappropriate or dangerous riding	Discretionary 25 penalties

CH1.6.2: Dressing Fence Penalties

Horses jump side-by-side.....	no penalties
Horses separated by up to ½ length.....	5 penalties
Horses separated by between ½ and 1 length.....	10 penalties
Horses separated by between 1 and 2 lengths	20 penalties
Horses separated by more than 2 lengths.....	40 penalties

CH1.6.3: Time

Show Jumping Phase:

The Time allowed will be based on a speed of 325mpm. Every commenced period of 1 second in excess of time allowed will be penalised by 1 time penalty.

Cross-country Phase:

The Optimum Time will be based on a speed of 450mpm (Challenge 90) or 475mpm (Challenge 100).

The time penalties being:

Every commenced period of 1 second in excess of optimum time 0.4 penalties
Every commenced period of 1 second under the optimum time 0.4 penalties
If any Challenge 90 competitor exceeds the Challenge 100 speed (475mpm) -
Every commenced period of one second under the Challenge 100 speed 1 penalty
If any Challenge 100 competitor exceeds 520mpm - Every commenced
period of the second under 520mpm
Speed..... 1 penalty

CH1.6.4: Definition of Faults

See Rules SJ1.11 and HT1.8.2

CH1.6.5: Double, Treble or Multiple Fences

See Rule HT1.8.3

CH1.6.6: Elimination & Retiring

See Rules SJ1.11.2/3 and HT1.8.4

CH1.7: COMPETITOR IN DIFFICULTY

See Rule HT1.9

CH1.8: OUTSIDE ASSISTANCE

See Rules SJ1.10.15 and HT1.10

CH1.9: OVERTAKING

See Rule HT1.11

CH1.10: TIME KEEPING

The entire competition will be timed. The show jumping and cross country phases will be separately timed. Manual time is counted in whole seconds, fractions being taken to the next second (i.e. 30.4 seconds is recorded as 31 seconds). Automatic time is counted to fractions of a second.

The time in the pairs competitions is counted from the signal to start the first rider in each phase to when the second pony's/horse's nose passes the finish after each phase.

Periods when a cross-country fence judge or an official has held a competitor will be deducted from the total time on the course in order to give the actual time for completing the course.

CH1.11: SCORING

CH1.11.1: Total Score

The team total is obtained by adding together the three lowest individual penalty scores per team.

The pairs total is obtained by adding together each rider's penalty scores.

CH1.11.2 Ties

In the event of a tie for any team place in a competition, the score of the fourth rider will be taken into consideration. If there is still equality the total marks for all the riders in the tying teams will be considered in the following order:

- lowest total penalties
- fastest show jumping times
- nearest to cross-country optimum time (if still equal preference will be given to the nearest OVER the time allowed)

In the event of a tie for any place in an individual competition, the riders will be placed by considering their marks in the following order:

- lowest total penalties
- fastest show jumping time
- nearest to cross-country optimum time (if still equal preference will be given to the nearest OVER the time allowed)

In the event of a tie for any place in a pair's competition, the pairs will be placed by considering their marks in the following order:

- lowest total penalties
- fastest show jumping times
- nearest to cross-country optimum time (if still equal preference will be given to the nearest OVER the time allowed) for the pair

CH1.12: AWARDS

See Appendix 10.

CT: Combined Training

BRC runs two FOTH Combined Training, one for juniors and one for seniors.

Seniors for teams of four with the best three scores to count and individuals. Two team members compete in the Prelim/75 section and two in the Novice/85 section.

Juniors for teams of four with the best three scores to count and individuals. Two team members to compete in the Prelim/75 section and two in the Novice/85 section.

CT1: ELIGIBILITY

See Appendix 2 & 3 and G6.3

CT2: SADDLERY & TACK

See Appendix 5, 6 and 7. Refer to Horse Trials Tack and dress for the relevant discipline.

CT3: COMMANDERS

Commanders may be used at the qualifiers but not at the championships.

CT4: ORDER OF TESTS

Combined Training consists of two phases, Dressage and Show Jumping and they must be taken in that order. The same horse and rider must complete both phases and elimination from one phase will result in elimination from the competition.

CT5: THE COURSE

The course shall have 8 to 12 obstacles, one of which should be a double, there should be no water jump. All aspects of the course should comply with BS standards.

Prelim/75 Section: Preliminary standard Dressage with show jumps at a maximum height of 75cm and maximum spreads of 80cm. The first two jumps should not exceed a maximum height of 70cm and maximum spreads of 75cm.

Novice/85 Section: Novice standard Dressage with show jumps at a maximum height of 85cm and maximum spreads of 90cm. The first two jumps should not exceed a maximum height of 80cm and maximum spreads of 85cm.

The time allowed shall be 325mpm for seniors and juniors. The time taken by all riders shall be recorded as it may be required in the event of a tie.

CT6: SCORING

If more than one Dressage arena is used at the qualifier it will be necessary to use the alternative scoring method based on places in arenas, see Dressage Rule D1.5 and Appendix 11 for more details.

The score from the dressage phase will be converted to penalties by evaluating the score as a percentage rounded to 1 decimal place and subtracting this result from 100. The penalties from the show jumping phase will be added to this to give an individual total penalty. The individual with the lowest number of penalties will win. In a team competition the three lowest scores count. Team members will be ranked in order to arrive at the total team score.

The method of scoring the Show Jumping phase is based on BE scoring for show jumping in horse trials; i.e.:

Knock down.....	4 penalties
1 st disobedience	4 penalties
2 nd disobedience	8 penalties
3 rd disobedience	Elimination
1 st fall of rider.....	8 penalties
2 nd fall of rider.....	Elimination
1 st fall of horse.....	Elimination
Every second commenced over the time allowed.....	1 penalty

Additional rules relating to courses and scoring are at SJ1.10 and SJ1.11.

In calculating the team total, the best three scores will count. To calculate the team total individual placings in arena for team members only will be awarded points as follows 1st = 1; 2nd = 2, 3rd = 3 and so on. The points for the team will be added together, with the lowest placed rider's scores discarded and the team with the lowest scores shall be the winners. Results for each arena can, therefore, only be calculated when all team members in the relevant arena have been judged.

CT7: TIES

CT7.1: Teams

In the event of equality of teams for any place the team with the highest scoring fourth rider shall be placed highest. If equality remains then the highest combined dressage score for all four team members shall be the deciding factor. If equality still remains the fastest aggregate time of all team members in the show jumping phases shall be the deciding factor. So a team of three is at a disadvantage.

CT7.2: Individuals

In the event of equality of individuals for any place then the highest dressage scores shall be the deciding factor. If equality still remains the fastest time in the show jumping phase shall be the deciding factor.

S1: In the Pink

The In the Pink Championships will take place at the National Championships. Classes will be amalgamated.

S1.2: IN THE PINK SENIOR HORSE OR PONY OF THE YEAR

To find the all-round BRC Veteran Horse or Pony

S1.2.1 Eligibility

Open to ***horses and ponies*** owned and ridden by affiliated BRC members. Horses must be 18 years or over on 1 January of the current year. (All ages date from 1 January e.g. a foal becomes a yearling on 1 January following the date of its birth).

This class is open to both senior and junior competitors.

S1.1.3 Judging

Competitors will be required to perform an individual show for up to two minutes. The judge will not ride the horses. No jumping is involved in this competition. It will be judged in accordance with the rules of the Veteran Horse Society.

S1.3 ENTRIES

Entry forms for both classes are available on the website. Entries should be made direct to the BRC Office. Payment must accompany the entry.

APPENDIX 1: Dressage Tests and Entry Fees

	AREA	CHAMPIONSHIPS
Winter Dressage Championships		
Novice Winter Dressage 2015	Prelim 18 (2014)	Prelim 18 (2014)
	Novice 24 (2010)	Novice 24 (2010)
Novice Winter Dressage 2016	BRC D2 (2014)	BRC D2 (2014)
	BRC D10 (2014)	BRC D10 (2014)
Intermediate Winter Dressage 2015	Prelim 13 (2006)	Prelim 13 (2006)
	Novice 28 (2008)	Novice 28 (2008)
	Novice 34 (2009)	Novice 34 (2009)
	Elementary 42 (2008)	Elementary 42 (2008)
Intermediate Winter Dressage 2016	BRC D3 (2014)	BRC D3 (2014)
	BRC D10 (2014)	BRC D10 (2014)
	Novice 30 (2006)	Novice 30 (2006)
	Elementary 44 (2002)	Elementary 44 (2002)
Festival of the Horse Championships		
Combined Training 2015	Prelim 7 (2002)	Prelim 7 (2002)
	Novice 27 (2007)	Novice 27 (2007)
Combined Training 2016	BRC HT 90 Q (2013)	BRC HT 90 Q (2013)
	BRC HT 100 Q (2013)	BRC HT 100 Q (2013)
National Horse Trial Championships		
BRC HT 80	BRC HT 80 Q&C (2013)	BRC HT 80 Q&C (2013)
BRC HT 90	BRC HT 90 Q (2013)	BRC HT 90 Q (2013)
BRC HT 100	BRC HT 100 Q (2013)	BRC HT 100 Q (2013)
BRC HT 100+	BRC HT 100+ Q (2013)	BRC HT 100+ Q (2013)
National Championships		
Senior Prelim Dressage	BRC D3 (2014)	BRC D3 (2014)
Senior Open Dressage	Novice 24 (2010)	Novice 24 (2010)
	Novice 30 (2006)	Novice 30 (2006)
	Novice 34 (2009)	Novice 34 (2009)
	Elementary 45 (2010)	Elementary 45 (2010)
Senior Medium	Medium 61 (2002)	Medium 61 (2002)
Senior Riding Test	BRC Prelim RT (2014)	BRC Prelim RT (2014)
	BRC Novice RT (2014)	BRC Novice RT (2014)

APPENDIX 1: Dressage Tests and Entry Fees

	AREA	CHAMPIONSHIPS
Senior Team of Four	N/A	BRC Senior Team Test (2013)
Team of Six	N/A	BRC Team of Six Test (2013)
Senior and Junior Pairs	BRC Pairs 5 (2014)	BRC Pairs 5 (2014)
Junior Dressage	BRC D1 (2014)	BRC D1 (2014)
	BRC D2 (2014)	BRC D2 (2014)
	BRC D3 (2014)	BRC D3 (2014)
	BRC D10 (2014)	BRC D10 (2014)
Junior Elementary	Elementary 45 (2010)	Elementary 45 (2010)
Junior Riding Test	BRC Prelim RT (2014)	BRC Prelim RT (2014)
Junior Team of Four	N/A	BRC Junior Team Test (2013)
Dressage to Music		
Novice DTM	Prelim BD Novice Freestyle to Music (2012)	
Elementary DTM	BD Elementary Freestyle to Music (2012)	
Medium DTM	BD Medium Freestyle to Music (2012)	
Junior Prelim DTM	BD Prelim Freestyle to Music (2012)	
Pairs DTM	BRC Pairs Dressage to Music (2014)	

APPENDIX 1: Dressage Tests and Entry Fees

QUALIFIERS		TEAM	INDIVIDUAL
Novice Winter Qualifiers	Dressage	£27	N/A
	Show Jumping	£27	N/A
Intermediate Winter Qualifiers	Dressage	£27	£9
	Show Jumping	£27	N/A
Festival of the Horse Qualifiers	FOTH Challenge	£28	£9
	Pairs Challenge	£11	N/A
	Combined Training	£28	£9
Horse Trials Qualifiers	All classes	£50	£13
National Qualifiers	Dressage & Show Jumping	£28	£9
	Pairs Dressage	£14	N/A
Dressage to Music Qualifiers	Dressage to Music	N/A	£20
	Pairs Dressage to Music	£26	N/A

CHAMPIONSHIPS		TEAM	INDIVIDUAL
Novice Winter Championships	Dressage	£62	N/A
	Show Jumping	£62	N/A
Intermediate Winter Championships	Dressage	£62	£16
	Show Jumping	£62	N/A
Festival of the Horse Championships	FOTH Challenge	£108	£27
	Pairs Challenge	£55	N/A
	Combined Training	£90	£23
National Horse Trial Championships	Senior & Junior HT 80	£202	£50
	Senior & Junior HT 90	£291	£73
	Senior & Junior HT 100	£358	£90
	Senior & Junior HT 100+	£358	£90
National Championships	Dressage & Show Jumping	£108	£27
	Pairs Dressage	£39	N/A
	Teams of Six	£94	N/A
	Teams of Four	£50	N/A
	In the Pink	N/A	£14
Dressage to Music Championships	Dressage to Music	N/A	£33
	Pairs Dressage to Music	£51	N/A
	Quadrille	£65	N/A
	Warm Up Classes	N/A	£15

APPENDIX 2 & 3: Eligibility of Horse and Rider

Championship	Class/Level	BD	BE	BS (e/f/h)	Rider Eligibility (not permitted)	Notes
Novice Winter Championship Senior and Junior	Prelim	0			FBHS, BHSI, BHSAII (a), BHSAI (a), BRC Eq 4, BD groups 1-6 (b), PCA Test (a), (c)(f)	Horses cannot have competed in elementary or above in the same competition year BD or BRC.
	Novice	124			FBHS, BHSI	
	Show Jumping		1 (d)	Nil	(c)(ii)	Horses cannot have competed at intermediate or open show jumping at National Championships in the same competition year. Horses cannot compete at both Novice Winter Show jumping and Intermediate Winter Show jumping.
Intermediate Winter Championship Senior and Junior	Prelim	0			(c)(i)	
	Novice	124			(c)(f)	
	Elementary	199			(c)(f)	
Senior Only	Show Jumping		20	225	(c)(ii)	Horses cannot have competed at open show jumping at National Championships in the same competition year. Horses cannot compete at both Novice Winter Show jumping and Intermediate Winter Show jumping.
Junior Only	Show Jumping		20	500	(c)(ii)	Horses cannot have competed at open show jumping at National Championships in the same competition year. Horses cannot compete at both Novice Winter Show jumping and Intermediate Winter Show jumping.
Festival of the Horse Senior and Junior	Challenge 90		1 (d)		None	Horses may not have competed at BRC CH 100 or BRC HT 100 or above in same competition year. (g)
	Challenge 100		20		None	No pony or horse may compete at more than one level in the same discipline at any qualifier or corresponding Championship. (g)
	Pairs		20		None	(g)
	CT Prelim/75		Nil	Nil	None	Horses may be currently registered with BE but must not have been placed in the top six at BE 90 or completed a BE100, BRC HT/CH 100 or above in the current or previous calendar year at close of prelim entry.
	CT Novice/85		10	225	None	Horses may be currently registered with BE but must not have been placed in the top six at BE 90 or completed a BE100 or above in the current or previous calendar year at close of prelim entry. Combinations not to have been placed in the top ten overall in the BRC HT 90 or above in the previous year. (g)
Horse Trials Senior and Junior	HT 80		Nil		Riders not to have completed a BE100, BRC HT100 or BRC CH100 or above in the current or previous calendar year at close of prelim entry. Riders not to have competed in International 3 Star or above	

(please use in conjunction with G6.3). Competition Year runs from 1 April until 31 March

APPENDIX 2 & 3: Eligibility of Horse and Rider

Championship	Class/Level	BD	BE	BS (eff/h)	Rider Eligibility (not permitted)	Notes
Horse Trials Senior and Junior (continued)	HT 90		1		Riders not to have competed in International 3 Star or above	All horses may be currently registered with BE but no horse may have completed a BE/EI 100 or higher standard course in the current year at close of prelim entry. Combinations not to have been placed in the top ten overall in the BRC HT 100 or above in the previous calendar year. (g)
	100+		Unlimited		Must be 12 years old or older on 1 January in the year they wish to take part in the Open 100+	(g)
Senior Only	HT 100		5			Not to have completed a BE Novice competition or above in the current year at close of prelim entry. Combinations may not have been placed in the top ten overall in the BRC HT Open 100 + in the previous calendar year. (g)
Junior Only	HT 100		20			
National Championships Senior and Junior	Novice Show Jumping		1 (d)	Nil	(c)(ii)	Horses cannot both compete in Intermediate and Open Show Jumping for National Championship at the qualifier or Championship.
	Open Show Jumping			Unlimited	(c)(ii)	
	Style 75		Nil	Nil	FBHS, BHSI, BHSII (a) (c)(ii)	Horses may be currently registered with BE but must not have been placed in the top six at BE 90 or completed a BE 100 or above in the current or previous calendar year at close of prelim entry.
	Style 85		10	225	FBHS, BHSI, BHSII (a), (c)(ii)	
	Prelim Dressage	0			FBHS, BHSI, BHSII (a), BD Groups 1-6 (b), PCA Test (a) (c)(f)	Horses cannot have competed in elementary or above in the same competition year BD or BRC.
	Novice Dressage	124			(c)(f)	
	Elementary Dressage	199			(c)(f)	
	Prelim RT	60			FBHS, BHSI, BHSII (a), BD Groups 1-6 (b), PCA Test (a) (c)(f)	
	Teams of 4				(c)(f)	
	Mixed Team of Six				(c)(f)	

APPENDIX 2 & 3: Eligibility of Horse and Rider

Championship	Class/Level	BD	BE	BS (e/f/h)	Rider Eligibility (not permitted)	Notes
	In The Pink				None	Open to horse and Ponies 18 years old or over on 1 January of the current year (All ages dates from 1 January e.g. a foal becomes a yearling on 1 January following the date of its birth).
Senior only	Novice RT	124			FBHS, BHSI(c)(f)	
	Intermediate Show Jumping			225	(c)(ii)	No pony or horse may compete at more than one level in the same discipline at any qualifier or Championship.
	Medium Dressage	299			(c)(f)	
Junior Only	Intermediate Show Jumping			500	(c)(ii)	No pony or horse may compete at more than one level in the same discipline at any qualifier or Championship.
Dressage to Music Senior and Junior	Quadrille				Only 1 member of the team may have been placed first to third in dressage competition held under FEI rules	
	Pairs	124			(c)(f)	
	Elementary	199			(c)(f)	
	Medium	299			(c)(f)	
Dressage to Music Senior Only	Novice Opts	0			BD Groups 1-6 (b)	
	Novice -124pts	124			(c)(f)	
Dressage to Music Junior Only	Prelim	0			(c)(f)	Horses cannot have competed in elementary or above in the same competition year BD or BRC.
	Novice	124			(c)(f)	

- (a) Qualification not to have been gained within the past ten years.
- (b) Refers to active members of BD during the last 5 years.
- (c) Riders who have competed under FEI Rules (with the exception of the European Championships – formerly Rural Riders) since 1 January, 5 Calendar years at the close of prelim entry are ineligible as follows:
 (i) All Dressage and Riding Tests - CDI/CDIO/CDIW abroad
 (ii) All Show Jumping and Style Jumping - CSI/CSIO/CDIW abroad
- (d) All horses may be currently registered with BE but must not have been placed in the first six in any BE 100 competition in the current or previous calendar year at close of prelim entry.
- (e) Other than notional points gained in 70cm and 80 cm classes held at BS Intro shows.
- (f) SJA1 points should be converted into pounds by multiplying by 9 for horses that gained winnings in 120cm classes or above, 3 for horses that gained winnings in classes lower than 120cm and 2.5 for ponies.
- (g) Horses may only compete from 1 January in calendar year it becomes 5 years old.
- (h) All points gained for double clears will not be counted.

APPENDIX 4: Dress Guidelines - Dressage and Riding Tests

DRESSAGE & RIDING TESTS (Including dressage phase of Horse Trials and Combined Training)	
Hats (Must be worn to at least this standard with a harness properly adjusted and fastened - Skull caps must be worn with a silk). All Hats must be BRC tagged	British PAS 015:1998 or 2011, BSEN1384:1997 or 2012 European EN1384:1996 American All SEI, ASTM F1163:2004a, or 04a SNELL E2001 Australian & New Zealand All SAI AS/NZS 3838 2006
Jodhpurs & Breeches	White, cream or beige breeches or jodhpurs
Boots	Plain black or brown which may also be top boots or jodhpur boots. The boots should be a traditional style. Gaiters may be worn providing they are of identical leather to the boots and have no decoration of any sort. Suede chaps may be worn providing they are of identical colour to the boots and have no decoration of any sort.
Jackets, Shirts & Body Protectors	Jacket may be dark blue or black with white stock. Tweed jacket with coloured stock or collar and tie. White stocks, white American collar or white shirts with collar and tie may be worn. Body protectors may be worn. If worn, it should be fitted and worn as per the manufacturers' guidelines. Helite Air Jackets are permitted.
Hair & Jewellery	Hair must be neatly secured and MUST not hang lower than the shoulder line when standing normally. Any item of jewellery or alternative medical treatment wrist bands must be covered up by clothing or gloves, if they cannot be removed, at the riders own risk.
Gloves	Gloves must be worn.
Whips	Whips are permitted for horse trials dressage, combined training dressage and all other dressage and riding tests. Whips must not be used in a way or be of a length that disturbs other riders and may not be picked up if dropped during a test.
Spurs	The band round the heel must be smooth. Comb spurs are not permitted and any shank on the back of the heel must point towards the rear and the end must be clearly horizontal to the ground or pointing downwards. Dummy spurs are permitted as are swan neck spurs subject to the above restriction. Rowels must be free to rotate. Rowels which have points must have rounded edges. Shanks must be made of metal. Spurs are compulsory for Medium Dressage. For the horse trials, spurs must not exceed 4cm measured from the back of the boot/inside of the spur.
Quarter marks	Quarter marks, if used, must be simple with no glitter or colouring. Diamante plaiting bands may be used.

At the discretion of the judge, competitors may be permitted to ride without jackets in excessively hot weather, but a suitable shirt that fastens at the neck (not bright or multi-coloured) with a tie. American collar or correctly fastened stock must be worn. Short sleeved shirts may be worn at the discretion of the organiser. Plain, dark coloured waterproof coats may be worn in wet weather.

APPENDIX 4: Dress Guidelines - Show and Style Jumping

SHOW & STYLE JUMPING (Including show jumping phase of Horse Trials and Combined Training)	
Hats (Must be worn to at least this standard with a harness properly adjusted and fastened - Skull caps must be worn with a silk). All Hats must be BRC tagged	British PAS 015:1998 or 2011, BSEN1384:1997 or 2012 European EN1384:1996 American All SEI, ASTM F1163:2004a, or 04a SNELL E2001 Australian & New Zealand All SAI AS/NZS 3838 2006
Jodhpurs & Breeches	White, cream or beige breeches or jodhpurs
Boots	Plain black or brown which may also be top boots or jodhpur boots. The boots should be a traditional style. Gaiters may be worn providing they are of identical leather to the boots and have no decoration of any sort. Suede chaps may be worn providing they are of identical colour to the boots and have no decoration of any sort.
Jackets, Shirts & Body Protectors	Jacket may be dark blue or black with white stock. Tweed jacket with coloured stock or collar and tie. White stocks, white American collar or white shirts with collar and tie may be worn. Body protectors may be worn. If worn, it should be fitted and worn as per the manufacturers' guidelines. Helite Air Jackets are permitted.
Hair & Jewellery	Hair must be neatly secured and MUST not hang lower than the shoulder line when standing normally. Any item of jewellery or alternative medical treatment wrist bands must be covered up by clothing or gloves, if they cannot be removed, at the riders own risk.
Gloves	Gloves are optional.
Whips	MUST be between 45cm and 75cm and MUST not be weighted or with a hard point at the end.
Spurs	Spurs designs which include necks set to inside of heel, spurs with roughened/cutting edges and serrated spurs with or without necks are not permitted. Spurs with smooth rowels not exceeding 1cm are allowed. Spurs may only be worn in the traditional manner, with the curve, if any, of the neck of the spur directed downwards. Spur shanks must be made of metal. Spurs with necks up to 3.5cm are allowed. For the horse trials, spurs must not exceed 4cm. Spurs will be measured from the back of the boot/inside of the spur. Comb spurs or swan neck spurs are not allowed.

At the discretion of the judge, competitors may be permitted to ride without jackets in excessively hot weather, but a suitable shirt that fastens at the neck (not bright or multi-coloured) with a tie. American collar or correctly fastened stock must be worn. Short sleeved shirts may be worn at the discretion of the organiser. Plain, dark coloured waterproof coats may be worn in wet weather.

APPENDIX 4: Dress Guidelines - Horse Trials and FOTH Challenge

HORSE TRIALS & FOTH CHALLENGE	
Hats (Must be worn to at least this standard with a harness properly adjusted and fastened - Skull caps must be worn with a silk). All Hats must be BRC tagged	British PAS 015:1998 or 2011, BSEN1384:1997 or 2012 European EN1384:1996 American All SEI, ASTM F1163:2004a, or 04a SNELL E2001 Australian & New Zealand All SAI AS/NZS 3838 2006
Jodhpurs & Breeches	White, cream or beige breeches or jodhpurs
Boots	Plain black or brown which may also be top boots or jodhpur boots. The boots should be a traditional style. Gaiters may be worn providing they are of identical leather to the boots and have no decoration of any sort. Suede chaps may be worn providing they are of identical colour to the boots and have no decoration of any sort.
Jackets, Shirts & Body Protectors	Sweatshirt or shirt. Short sleeved shirts may be worn at the discretion of the organiser. Hunting stock is recommended for safety. A body protector Level 3 (purple label) which has a 2000 or 2009 label should be fitted and worn as per the manufacturers' guidelines. See also G22.3. Air Jackets are permitted in addition to standard body protector on cross country phases including roads and tracks if applicable.
Hair & Jewellery	Hair must be neatly secured and MUST not hang lower than the shoulder line when standing normally. Any item of jewellery or alternative medical treatment wrist bands must be covered up by clothing or gloves, if they cannot be removed, at the riders own risk.
Gloves	Gloves are recommended.
Whips	MUST be between 45cm and 75cm and MUST not be weighted or with a hard point at the end.
Spurs	Spurs of designs which include necks set to inside of heel, spurs with roughened/cutting edges and serrated spurs with or without necks are not permitted. Spurs with smooth rowels not exceeding 1cm are allowed. Spurs may only be worn in the traditional manner, with the curve, if any, of the neck of the spur directed downwards. Spur shanks must be made of metal. Spurs with necks up to 4cm are allowed for Horse Trials. Spurs will be measured from the back of the boot/inside of the spur. Comb spurs or swan neck spurs are not allowed.
Medical Armbands	Medical armbands are compulsory and MUST be properly completed with the relevant competitor's details and worn on the arm.
Watches	Watches capable of being started and recording time elapsed are FORBIDDEN in one day cross-country and FOTH Challenge events only. Competitors are NOT permitted to take mobile phones onto the course when competing. No receiving, recording, transmitting or monitoring device may be used by a competitor during any phase in any competition.

APPENDIX 5: Tack Rules - Dressage and Riding Test

TACK: The following ARE permitted:

- English type saddles
- Preliminary, novice, teams of six, teams of four and riding tests - snaffle bridles only
- Micklem Bridles with permitted bits only
- Elementary and medium tests – ordinary snaffle or double bridles
- Nosebands are obligatory (drop, flash or cavesson with a snaffle and a cavesson with a double bridle)
- Discreet padding of the bridle at the poll or noseband
- Nose nets that are discreet and cover the nose only, leaving the mouth and bit visible
- Breastplates
- Neckstraps – at any level
- Anti fly impregnated brow-bands or fly repellent discs
- Discreet fly fringes, gauzes or ear covers (outdoors only)
- Numnahs and saddle cloths (logos must be no more than 14cm x 14cm)
- Sponsors logos on clothing (see FEI website)
- A stallion disc MUST be displayed on each side of a stallions bridle at all times
- Side saddles (Dressage only)

The following ARE NOT permitted:

- Martingales
- Bit guards, tongue guards and tongue straps or tying down the horses tongue
- Grackle
- Boots and bandages except in warm up
- Substitutes for conventional shoes, except in warm up
- Elasticated reins
- Saddle covers and seat savers, except an unobtrusive saddle coloured gel pad seat saver, unless the rider has dispensation from BRC office
- Market Harborough's, side, draw, check or running reins
- Hackamores and other bitless bridles
- Blinkers or hoods
- Ear plugs (Spot checks may be carried out – evidence of use for sound muffling may incur elimination)
- Fine wire, twine or cord around the horses mouth
- Full faced fly shields
- Sheepskin cheekpieces or any other attachment that may affect the horse's vision

EQUIPMENT:

- Whips are allowed in all competitions including the Championships but must not be used in a way or be of a length that disturbs other riders
- **Comb spurs or** spurs with necks set on the inside of the heel, roughened or cutting edges serrated spurs with or without necks are NOT permitted
- Swan neck spurs are permitted as long as the curve of the neck is directed downwards
- Seniors may wear smooth rowels not exceeding 1cm in diameter
- Spurs that have a smooth rotating rubber, plastic or metal ball on the shank are permitted, but all shanks must be made of metal
- Spurs are compulsory for medium dressage tests
- Spurs are permitted for dressage and riding tests
- Cruppers and balancing straps are permitted
- You may not warm up in equipment not permitted in the actual test

APPENDIX 5: Tack Rules - Horse Trials and Combined Training Dressage

TACK: The following ARE permitted:

- English type saddles
- Nosebands are obligatory (drop, grackle, flash or cavesson with a snaffle and a cavesson with a double bridle)
- Miklem Bridles with permitted bits
- Discreet padding of the bridle at the poll or noseband is permitted
- Breastplates
- Anti fly impregnated browbands or fly repellent discs
- Numnahs and saddle cloths (logos must be no more than 14cm x 14cm)
- Sponsors logos on clothing (see FEI rules)
- A stallion disc **MUST** be displayed on each side of a stallions bridle at all times
- Neckstraps – at any level
- ***Discreet fly fringes, gauzes or ear covers***
- Nose nets that are discreet and cover the nose only, leaving the mouth and bit visible

The following ARE NOT permitted:

- Side saddles
- Martingale
- Bit guards, tongue guards and tongue straps or tying down the horses tongue
- Boots and bandages except in the warm up
- Saddle covers and seat savers, except an unobtrusive saddle coloured gel pad seat saver, unless the rider has dispensation from BRC office
- Elasticated reins
- Seat savers, except an unobtrusive saddle coloured gel pad seat saver, unless the rider has dispensation from BRC office
- Market Harborough's, side, draw, check or running reins
- Hackamores and other bitless bridles
- Blinkers or hoods
- Fine wire, twine or cord around the horses mouth
- Full faced fly shields
- Sheepskin cheekpieces or any other attachment that may affect the horse's vision
- Substitutes for conventional shoes, except in warm up

EQUIPMENT:

- Whips are allowed in all competitions including championships but must not be used in a way or be of a length that disturbs other riders
- Comb spurs or spurs with necks set on the inside of the heel, roughened or cutting edges serrated spurs with or without necks are **NOT** permitted
- Spurs **MUST** be worn with the curve of the neck directed downwards
- Swan neck spurs are not permitted
- Seniors may wear smooth rowels not exceeding 1cm in diameter
- Spurs that have a smooth rotating rubber, metal or plastic ball on the shank are permitted, but all shanks must be made of metal
- For horse trials dressage spurs must not exceed 4cm measured from the back of the boot/inside of the spur
- Cruppers and balancing straps are permitted
- You may not warm up in equipment not permitted in the actual test except boots or bandages on the horse

APPENDIX 5: Tack Rules - Show and Style Jumping

The following ARE permitted:

- English type saddles
- More than one noseband may be worn at a time
- Market Harborough's (juniors and seniors) but not in combination with any other martingale and only with a snaffle bit
- Only one martingale (standing, Irish or running) standing MUST be attached to the cavesson part of the noseband fitted above the bit, running MUST have rein stops
- Tongue guards that are properly made and detached from the reins and bits
- Hackamores and other bitless bridles – senior competitions only
- Micklem bridles with permitted bits
- Bitguards provided that they are made of rubber and are smooth on both sides
- Boots and bandages
- Breastplates
- Neckstraps at any level
- Anti fly impregnated browbands or fly repellent discs
- Numnahs and saddle cloths (logos must be no more than 14cm x 14cm)
- Sponsors logos on clothing (see FEI rules)
- A stallion disc MUST be displayed on each side of a stallions bridle at all times
- Side Saddles
- Nose nets that are discreet and cover the nose only, leaving the mouth and bit visible

The following ARE NOT permitted:

- Saddle covers and seat savers, except an unobtrusive saddle coloured gel pad seat saver, unless the rider has dispensation from BRC office
- Side, draw, check or running reins
- Hackamores and other bitless bridles - junior competitions only
- Blinkers or hoods which impede the horses vision
- Fine wire, twine or cord around the horses mouth
- Full faced fly shields
- Sheepskin cheekpieces or any other attachment that may affect the horse's vision
- Tongue straps or tying down the horses tongue
- Substitutes for conventional shoes, except in warm up

EQUIPMENT:

- Whips are permitted but MUST be between 45cm and 75cm
- Comb spurs or spurs with necks set on the inside of the heel, roughened or cutting edges serrated spurs with or without necks are NOT permitted
- Spurs MUST be worn with the curve of the neck directed downwards
- Swan neck spurs are not permitted
- Seniors may wear smooth rowels not exceeding 1cm in diameter
- Spurs that have a smooth rotating rubber, metal or plastic ball on the shank are permitted, but all shanks must be made of metal
- Spurs must NOT exceed 3.5cm measured from the back of the boot/inside of the spur

APPENDIX 5: Tack Rules - Horse Trials and Combined Show Jumping

TACK:

The following ARE permitted:

- English type saddles
- More than one noseband may be worn at a time
- Only one martingale (Irish or running) running MUST have rein stops
- Tongue guards that are properly made and detached from the reins and bits
- Hackamores and other bitless bridles - senior competitions only
- Micklem Bridles with permitted bits
- Bitguards provided that they are made of rubber and are smooth on both sides
- Boots and bandages
- Breastplate
- Neckstraps
- Anti fly impregnated browbands or fly repellent disc
- Numnah and saddle cloths (logos must be no more than 14cm x 14cm)
- A stallion disc MUST be displayed on each side of a stallions bridle at all times
- Nose nets that are discreet and cover the nose only, leaving the mouth and bit visible
- Fly Fringe

The following ARE NOT permitted:

- Side saddle
- Saddle covers and seat savers, except an unobtrusive saddle coloured gel pad seat saver, unless the rider has dispensation from BRC office
- Market Harborough
- Side, draw, check or running reins
- Hackamores and other bitless bridles - junior competitions
- Blinkers or hoods which impede the horse's vision
- Fine wire, twine or cord around the horse's mouth
- Full faced fly shields
- Sheepskin cheekpieces or any other attachment that may affect the horse's vision
- Tongue strap or tying down the horses tongue
- Substitutes for conventional shoes, except in warm up

EQUIPMENT:

- Whips are permitted but MUST be between 45cm and 75cm
- Comb spurs or spurs with necks set on the inside of the heel, roughened or cutting edges serrated spurs with or without necks are NOT permitted
- Spurs MUST be worn with the curve of the neck directed downwards
- Swan neck spurs are not permitted
- Seniors may wear smooth rowels not exceeding 1cm in diameter
- Spurs that have a smooth rotating rubber, metal or plastic ball on the shank are permitted, but all shanks must be made of metal
- Spurs must NOT exceed 4cm measured from the back of the boot/inside of the spur

APPENDIX 5: Tack Rules - Cross-Country including Festival Challenge

TACK:

The following ARE permitted:

- English type saddles
- More than one noseband may be worn at a time
- Only one martingale (Irish or running) running MUST have rein stops
- Tongue guards that are properly made and detached from the reins and bits
- Hackamores and other bitless bridles – senior competitions only
- Micklem bridles with permitted bits
- Bitguards provided that they are made of rubber and are smooth on both sides
- Boots and bandages
- Breastplates
- Neckstraps
- Anti fly impregnated browbands or fly repellent discs
- Numnahs and saddle cloths (logos must be no more than 14cm x 14cm)
- Sponsors logos on clothing (see FEI rules)
- A stallion disc MUST be displayed on each side of a stallions bridle at all times
- Nose nets that are discreet and cover the nose only, leaving the mouth and bit visible
- Fly Fringes

The following ARE NOT permitted:

- Side saddles
- Saddle covers and seat savers, except an unobtrusive saddle coloured gel pad seat saver, unless the rider has dispensation from BRC office
- Market Harborough
- Side, draw, check or running reins
- Hackamores and other bitless bridles in junior competitions
- Blinkers or hoods which impede the horses vision
- Fine wire, twine or cord around the horses mouth
- Full faced fly shields
- Sheepskin cheekpieces or any other attachment that may affect the horse's vision
- Tongue strap
- Substitutes for conventional shoes, except in warm up

EQUIPMENT:

- Watches are NOT to be worn in one day events or hunter trials
- ***NO electronic devices or head cams may be worn***
- Medical armbands MUST be worn
- Whips are permitted but MUST be between 45cm and 75cm
- Comb spurs or spurs with necks set on the inside of the heel, roughened or cutting edges serrated spurs with or without necks are NOT permitted
- Spurs MUST be worn with the curve of the neck directed downwards
- Swan neck spurs are not permitted
- Seniors may wear smooth rowels not exceeding 1cm in diameter
- Spurs that have a smooth rotating rubber, metal or plastic ball on the shank are permitted, but all shanks must be made of metal
- Spurs must NOT exceed 4cm measured from the back of the boot/inside of the spur.

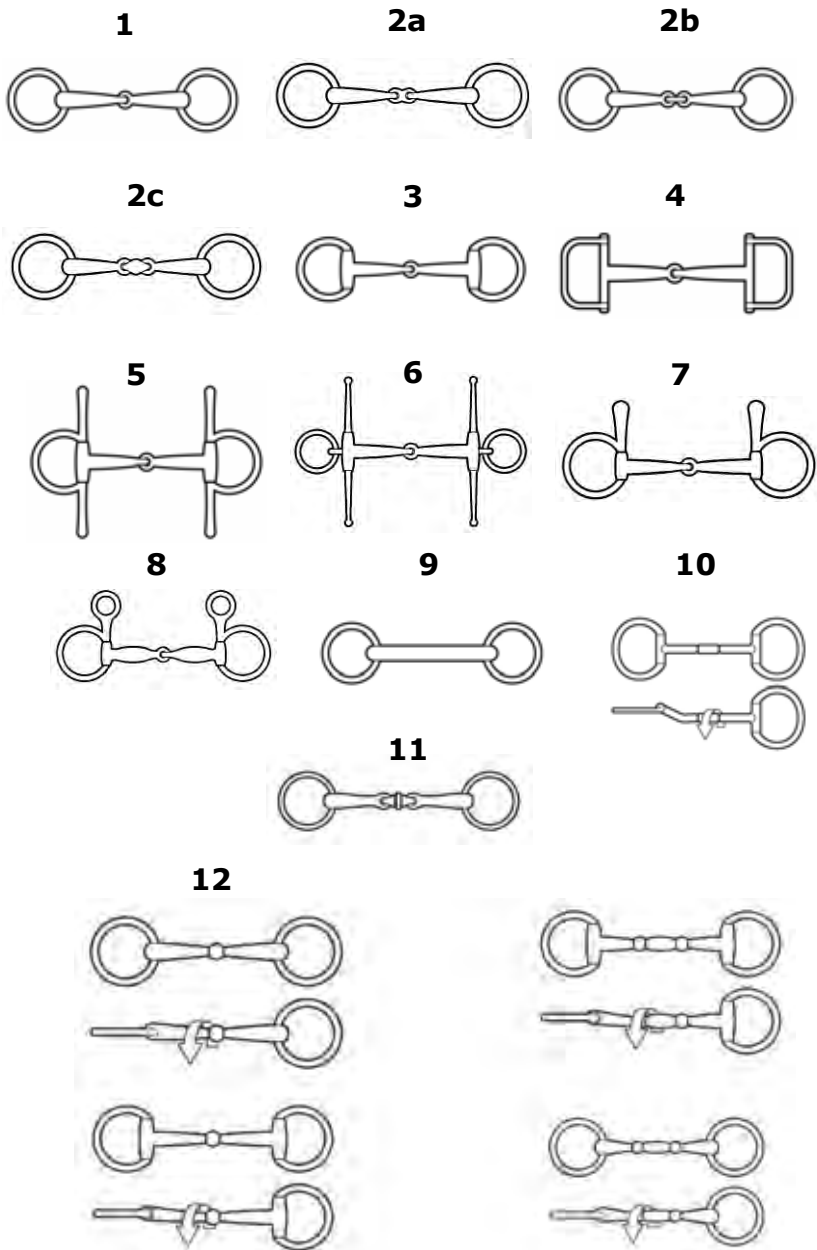
APPENDIX 6: Tack Summary

COMPETITIONS	BRIDLE	BIT GUARD	TONGUE GUARD	NOSE BAND	BREAST PLATES	NECK STRAPS	WHIPS	SPURS	M/GALES	BANDAGES BOOTS
Prelim Dressage	Snaffle	No	No	Drop, Flash or Cavesson (h)	Yes	Yes	Yes (d)	Note (e)	No	No
Novice Dressage	Snaffle	No	No	Drop, Flash or Cavesson (h)	Yes	Yes	Yes (d)	Note (e)	No	No
Elem Dressage	Snaffle or Double	No	No	Note (e) & (h)	Yes	Yes	Yes (d)	Note (e)	No	No
Medium Dressage	Snaffle or Double	No	No	Note (e) & (h)	Yes	Yes	Yes (d)	Compulsory (e)	No	No
Riding Test Prelim	Snaffle	No	No	Drop, Flash or Cavesson (h)	Yes	Yes	Yes (d)	Yes	No	No
Riding Test Novice	Snaffle	No	No	Drop, Flash or Cavesson (h)	Yes	Yes	Yes (d)	Yes	No	No
Show Jumping	Note (a)	Yes	Yes	Yes	Yes	Yes	45-75cm	3.5cm (e)	Only one (f)	Yes
Style Jumping	Note (a)	Yes	Yes	Yes	Yes	Yes	45-75cm	3.5cm (e)	Only one (f)	Yes
Horse Trials and Combined Training Dressage	Note (b)	No	No	One only (h)	Yes	Yes	Yes	4cm (e)	No	No
Horse Trials and Combined Training Show Jumping	Note (b)	Yes	No	Yes	Yes	Yes	45-75cm	4cm (e)	Note (g)	Yes
Horse Trials Cross-country	Note (b)	Yes	No	Yes	Yes	Yes	45-75cm	4cm (e)	Note (g)	Yes
FOTH Challenge	Note (c)	Yes	No	Yes	Yes	Yes	45-75cm	4cm (e)	Note (g)	Yes

NOTES: (a) Any bit except bitless for juniors
 (b) See BE Rules and Appendix 7
 (c) See BE Cross-country Rules
 (d) Area and championships

(e) See Appendix 5
 (f) Only one – standing, Irish or running
 (g) Running or Irish only
 (h) Discreet padding of bridles at the poll or noseband is permitted

APPENDIX 7: Permitted Bits; Snaffle bridles - all tests including horse trials and combined training

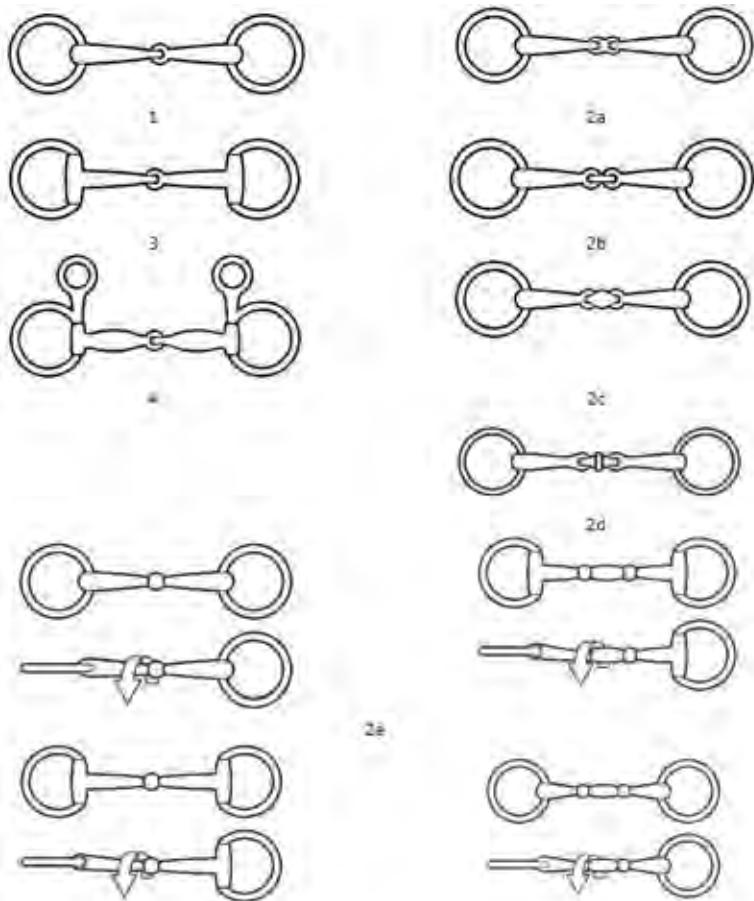


Unless bits follow the configuration of those illustrated (based on FEI Rules) they are not permitted. Where there is any doubt, guidance should be sought from the Competitions Chairman, in writing (via British Riding clubs) with a diagram.

1. Loose ring snaffle
2. a,b,c, Snaffle with jointed mouthpiece where middle piece should be rounded.
3. Egg-butt snaffle.
4. Racing snaffle D-ring.
5. Egg-butt snaffle with cheeks.
6. Loose ring snaffle with cheeks (Fulmer).
7. Snaffle with upper cheeks only.
8. Hanging cheek snaffle.
9. Straight bar snaffle. Permitted also with mullen mouth and with egg butt rings.
10. Snaffle with rotating mouthpiece.
11. Snaffle with rotating middle piece.
12. Rotary bit with rotating middle piece.

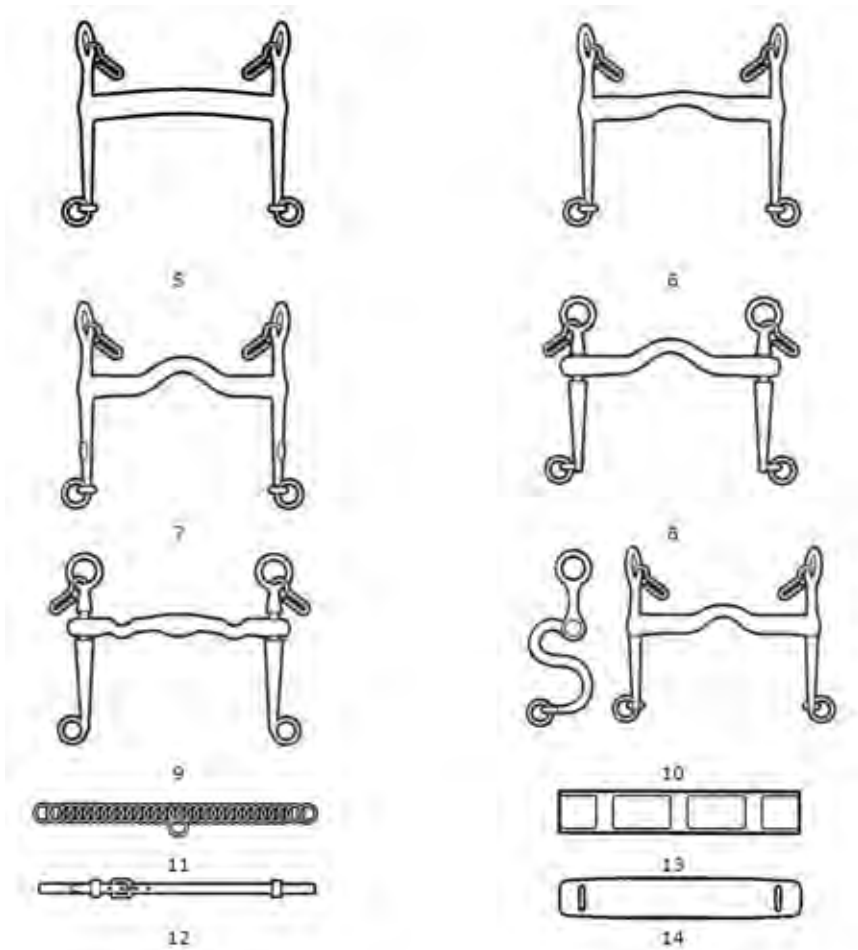
Bits of rubber, nylon or other synthetic materials are permitted. Bits must be used in their manufactured condition without any addition to/on any part. Only the bits that are illustrated are permitted, mouthpieces may be used with any of the cheeks or rings illustrated. A mix of metals in the mouthpiece are permitted. A plastic snaffle with a cylindrical rotating mouthpiece is permitted. Minimum diameter of the mouthpiece should be 10mm.

APPENDIX 7: Permitted Bits; Double bridles - Elementary and Medium only



Bridoons:

1. Loose ring bridoon bit.
2. a,b,c Bridoon bit with jointed mouthpiece where the middle piece should be rounded. Eggbutt sides also allowed.
2. d Bridoon bit with rotating middle piece.
2. e Bridoon Rotary bit with rotating middle piece.
3. Egg-butt bridoon bit.
4. Bridoon bit with hanging cheeks.



Curbs :

5. Half-moon curb bits.
- 6.+7. Curb bit with straight cheeks and port.
8. Curb bit with port and sliding mouthpiece (Weymouth).
A curb bit with rotating lever arm is also allowed.
9. Variation of bits No 6, 7 & 8.
10. Curb bit with S-curved cheeks.
11. Curb chain (metal or leather or a combination).
12. Lip strap.
13. Leather cover for curb chain.
14. Rubber cover for curb chain.

APPENDIX 8A: Speeds and Distances

COMPETITION	DISTANCE XC	SPEED XC	SPEED SJ
SENIORS & JUNIORS			
Show Jumping and Style Jumping			325mpm
HT 80 Cross-country	1600 to 2800	435mpm	325mpm
HT 90 Roads/Tracks (A)	1100 to 4500m	200mpm	
HT 90 Steeplechase (B)	1000	500mpm	
HT 90 Roads/Tracks (C)	2000 to 5000m	150mpm	
HT90 XC (D) & Challenge 90	1600 to 2800m	450mpm	325mpm
HT 100 Roads/Tracks (A)	1100 to 4500m	200mpm	
HT 100 Steeplechase (B)	1100m	550mpm	
HT 100 Roads/Tracks (C)	2000 to 5000m	150mpm	
HT 100 (D) & Challenge 100	1800 to 2800m	475mpm	325mpm
HT 100+ Roads/Tracks (A)	1100 to 4500m	220mpm	
HT 100+ Steeplechase (B)	1100m	550mpm	
HT 100 + Roads/Tracks (C)	2000 to 5000m	160mpm	
HT 100+ Cross-country (D)	1800 to 2800m	475mpm	325mpm

APPENDIX 8B: Summary of Cross-Country Course Requirements

COMPETITION	JUMPING EFFORTS	MAXIMUM HEIGHT	MAXIMUM WIDTHS		
			HIGHEST POINT	AT BASE	SPREAD ONLY
SENIORS & JUNIORS					
HT 80	18 to 25	80cm	0.90m	1.25m	1.00m
HT 90	18 to 25	90cm	1.00m	1.50m	1.20m
HT 100 & HT 100+	18 to 25	1.00m	1.10m	1.80m	1.80m
HT 90 Steeplechase	6	90cm			
HT 100 and 100+ Steeplechase	6	1.10m			
Challenge 90 & Challenge Pairs 90	15–25	90cm	1.00m	1.50m	1.20m
Challenge 100	15–25	1.00m	1.10m	1.80m	1.80m

APPENDIX 8C: Summary of Show Jumping Course Requirements

COMPETITION	No. OF FENCES		DOUBLES		TREBLES		WATER JUMP		WATER TRAY		MAX HEIGHT		SPREAD		TRIPLE BAR	
	AREA	CHAM	AREA	CHAM	AREA	CHAM	AREA	CHAM	AREA	CHAM	A & C	A & C	A & C	A & C	A & C	A & C
SENIORS																
Novice Winter SJ	8-10	10-12	1	(a)	No	(a)	No	No	No	No	80cm		85cm		1.00m	
Intermediate Winter SJ (b) (c)	8-10	10-12	1	(a)	No	(a)	No	No	Yes	No	95cm		1.00cm		1.30m	
Novice Outdoor SJ	9-12	10-12	1-2	(a)	No	(a)	No	No	No	No	80cm		85cm		1.00m	
Intermediate SJ (b) (c)	9-12	10-12	2	(a)	No	(a)	No	No	Yes	No	95m		1.00m		1.30m	
Open SJ	9-12	10-12	2	2 (a)	No	1 (a)	No	No	Yes	Yes	1.10m		1.15m		1.45m	
HT 80	9-10(f)	9-10(f)	1-2	(a)	No	No	No	No	No	No	80cm (f.h)		80cm		90cm	
HT 90	9-10 (e)	9-10 (e)	1-2	(a)	No	No	No	No	No	No	90cm (f.h)		1.00m		1.20m	
HT 100	9-10 (e)	9-10 (e)	1-2	(a)	No	No	No	No	No	No	1.00m (f.h)		1.15m		1.30m	
HT 100+	9-10 (e)	9-10 (e)	1-2	(a)	No	(a)	No	No	No	No	1.10m (f.h)		1.35m		1.50m	
Challenge 90 & Pairs Challenge 90	7-10 (e)	7-10 (e)	1-2	2	No	No	No	No	No	No	85cm (f.h)		1.00m		1.20m	
Challenge 100	7-10 (e)	7-10 (e)	1-2	2	No	No	No	No	No	No	1.00m (f.h)		1.15m		1.30m	
Senior and Junior Style 75(e) Prelim/75 Combined	8 – 12	8 – 12	1	1	No	No	No	No	No	No	75cm		80cm		90cm	
Senior and Junior Style 85(e) Novice/85 Combined	8 – 12	8 – 12	1	1	No	No	No	No	No	No	85cm		90cm		1.00m	
JUNIORS																
Novice Winter SJ	8-10	10-12	1	(a)	No	(a)	No	No	No	No	80cm		85cm		1.00m	
Intermediate Winter SJ (b) (c)	8-10	10-12	1	(a)	No	(a)	No	No	Yes	No	95cm		1.00cm		1.30m	
Novice (Outdoor) SJ	9-12	10-12	1-2	(a)	No	(a)	No	No	No	No	80cm		85cm		1.00m	
Intermediate SJ (b) (c)	9-12	10-12	2 (d)	(a)	No	(a)	No	No	Yes	Yes	95m		1.00m		1.30m	
Open SJ	9-12	10-12	2	2 (a)	No	1 (a)	No	No	Yes	Yes	1.10m		1.15m		1.45m	
HT 80	9-10(j)	9-10(f)	1-2	(a)	No	No	No	No	No	No	80cm (f.h)		80cm		90cm	
HT 90	9-10 (e)	9-10 (e)	1-2	(a)	No	No	No	No	No	No	90cm (f.h)		1.00m		1.15m	
HT 100	9-10 (e)	9-10 (e)	1-2	(a)	No	No	No	No	No	No	1.00m (f.h)		1.15m		1.30m	
HT 100+	9-10 (e)	9-10 (e)	1-2	(a)	No	(a)	No	No	No	No	1.10m (f.h)		1.35m		1.50m	
Challenge 90 & Pairs Challenge 90	7-10 (e)	7-10 (e)	1-2	2	No	No	No	No	No	No	85cm (f.h)		1.00m		1.20m	
Challenge 100	7-10 (e)	7-10 (e)	1-2	2	No	No	No	No	No	No	1.00m (f.h)		1.15m		1.30m	

(a) Either 2 doubles or 1 double and 1 treble (where allowed). In the first round the doubles should not be set at maximum height

(b) If the first fence is a spread, it must be of an ascending profile

(c) The first 2 fences must not exceed 85cm in the first round

(d) In the first round the double should not be set at maximum height

(e) At least 3 must be spreads

(f) At area and championships 2 fences should be set 5cm above max height

(g) First 3 fences should be set approx 5cm below max height

(h) At least 3 spreads and one combination

APPENDIX 9: Maximum number of competitors in an arena

Dressage Test	Max no of Riders	Arena Size (metres)	Interval (mins)
BRC D1	32	20 x 40	6 & 7
BRC D2	32	20 x 40	6 & 7
BRC D3	32	20 x 40	6 & 7
Prelim 7	32	20 x 40	6 & 7
Prelim 13	32	20 x 40	6 & 7
Prelim 18	30	20 x 40	7
BRC D10	30	20 x 40	7
Novice 24	30	20 x 40	7
Novice 27	32	20 x 40	6 & 7
Novice 28	32	20 x 40	6 & 7
Novice 30	32	20 x 40	6 & 7
Novice 34	32	20 x 40	6 & 7
Elementary 42	32	20 x 40	6 & 7
Elementary 44	30	20 x 40	7
Elementary 45	30	20 x 60	7
Medium 61	30	20 x 60	7
BRC Pairs 5 Dressage	34	20 x 40	6
BRC HT 80 Q & C	36	20 x 40	6
BRC HT 90 Q	36	20 x 40	6
BRC HT 90 C	36	20 x 60	6
BRC HT 100 Q	36	20 x 40	6
BRC HT 100 C	36	20 x 60	6
BRC HT 100+ Q	36	20 x 40	6
BRC HT 100+ C	36	20 x 60	6
Prelim Riding Test	32	20 x 40	6 & 7
Novice Riding Test	32	20 x 40	6 & 7
BD Prelim Freestyle to Music	30	20 x 60	6 & 7
BD Novice Freestyle to Music	30	20 x 60	6 & 7
BD Elementary Freestyle to Music	30	20 x 60	6 & 7
BD Medium Freestyle to Music	30	20 x 60	6 & 7
BRC Pairs Freestyle to Music	30	20 x 60	6 & 7

The Maximum number of Riders per arena should be adhered to at all area qualifiers and championships. The numbers to qualify (relating to 'highest placed individual' per arena) will be based on the number of actual prelim entries being split in to the correct number of arena's as per this table.

For the Dressage to Music all tests will be executed in a 20 x 60m arena at the championships. The organiser may use a 20 x 40m arena at the area qualifiers at their discretion.

APPENDIX 10A: Summary of awards and numbers to qualify - Seniors

COMPETITION	NO. TO QUALIFY		AWARDS			
	TEAM	IND	TEAM		INDIVIDUAL	
			AREA	CHAM	AREA	CHAM
Novice Winter Dressage	1 to 20: 1 21 to 30: 2 31 to 40: 3 40 or more : 4	N/A	1 to 6	1 to 10	N/A	1 to 10 per arena (a)
Intermediate Winter Dressage	1 to 20: 1 21 to 30: 2 31 to 40: 3 40 or more : 4	Highest placed rider in each arena not part of the qualifying team	1 to 6	1 to 10	1 to 6	1 to 10 per arena (a)
Prelim Dressage & Open Dressage (National Champs)	1 to 15: 1 16 or more: 2	Highest placed rider in each arena not part of the qualifying team	1 to 6	1 to 10	1 to 6	1 to 10 per arena (a)
Medium Dressage	N/A	1 to 9: 1, 10 to 14: 2 15 to 19: 3 and so on	N/A	N/A	1 to 6	1 to 10
Pairs Dressage	1 to 6: 1 7 or more: 2	N/A	1 to 6	1 to 10	N/A	N/A
Team of Six & Senior Team of Four	N/A	N/A	N/A	1 to 10	N/A	N/A
DTM Novice(c)	N/A	1 to 10: 1 and so on 11 to 20: 2 and so on	N/A	N/A	1 to 6	1 to 10
DTM Elementary & Medium	N/A	1 to 5: 1 6 to 10: 2 and so on	N/A	N/A	1 to 6	1 to 10
DTM Pairs (mixed)	1 per area	N/A	1 to 6	1 to 10	N/A	N/A
Riding Test	1 to 6: 1 7 or more: 2	Highest placed rider in each arena not part of the qualifying team	1 to 6	1 to 10	1 to 6	1 to 10 per arena (a)
Novice and Intermediate Winter SJ	1 to 15: 1 16 or more: 2	N/A	1 to 6	1 to 10	N/A	N/A
Novice SJ (Summer)	1 to 15: 1 16 or more: 2	Highest placed rider not part of the qualifying team	1 to 6	1 to 10	1 to 6	1 to 10
Intermediate SJ (Summer)	1 to 9: 1 10 or more: 2	Highest placed rider not part of the qualifying team	1 to 6	1 to 10	1 to 6	1 to 10
Open SJ	1 to 7: 1 8 or more: 2	Highest placed rider not part of the qualifying team	1 to 6	1 to 10	1 to 6	1 to 10
Style Jumping	1 per area	Highest placed rider at each height not part of the qualifying team	1 to 6	1 to 10	1 to 6	1 to 10
Combined Training	1 to 12: 1 13 to 20: 2 1 or more: 3	Highest placed rider in each arena not part of the qualifying team	1 to 6	1 - 10	1 to 6 per arena	1 to 10 per arena
Challenge 90 (b)	1 to 12: 1 13 to 20: 2 21 or more: 3	Highest placed rider not part of the qualifying team	to 6	1 to 10	1 to 6 per arena	1 to 10
Challenge 100 & Pairs Challenge (b)	1 to 6: 1 7 to 14: 2 15 or more: 3	Highest placed rider not part of the qualifying team	1 to 6	1 to 10	1 to 6	1 to 10
HT 80 & HT 90	1 to 12: 1 13 to 20: 2 21 or more: 3	Highest placed rider in each arena not part of the qualifying team	1 to 6	1 to 10	1 to 6 per arena	1 to 10
HT 100 (b)	1 to 6: 1 7 or more: 2	Highest placed rider in each arena not part of the qualifying team	to 6	1 to 10	to 6	1 to 10 per arena (a)
Open HT 100+ (b)	1 to 4:1 5 or more: 2	2 highest placed riders in each arena not part of the qualifying team	1 to 6	1 to 10	1 to 6	1 to 10 per arena (a)

(a): Plus best overall score calculated mathematically by the Chief Scorer

(b): Additional prize at Championships for best team with all four scores counting

(c): The novice DTM will be split, 1 for ponies/horses with no dressage points, the other for ponies/horses with up to 124 BD points

Please Note: These summaries are intended as a guide. The number of individuals invited to the Championships will depend on the number of arenas that should have been used according to App 9.

APPENDIX 10B: Summary of awards and numbers to qualify - Juniors

COMPETITION	NO. TO QUALIFY		AWARDS			
	TEAM	IND	TEAM		INDIVIDUAL	
	TEAM	IND	AREA	CHAM	AREA	CHAM
Novice Winter Dressage	1 to 20: 1 21 to 30: 2 31 to 40: 3 40 or more : 4	N/A	1 to 6	1 to 10	N/A	1 to 10 per arena (a)
Intermediate Winter Dressage	1 to 20: 1 21 to 30: 2 31 to 40: 3 40 or more : 4	Highest placed rider in each arena not part of the qualifying team	1 to 6	1 to 10	1 to 6	1 to 10 per arena (a)
Junior Dressage (National Champs)	1 to 4: 1 5 or more: 2	Highest placed rider in each arena not part of the qualifying team	1 to 6	1 to 10	1 to 6	1 to 10 per arena (a)
Elementary Dressage (National Champs)	N/A	1 to 5: 1 6 to 10: 2 and so on	N/A	N/A	1 to 6	1 to 10
Pairs Dressage	1 to 4: 1 5 or more: 2	N/A	1 to 6	1 to 10	N/A	N/A
Team of Six & Junior Team of Four	N/A	N/A	N/A	1 to 10	N/A	N/A
DTM Prelim & Novice	N/A	1 to 5: 1 6 to 10: 2 and so on	N/A	N/A	1 to 6	1 to 10
DTM Elementary & Medium	N/A	1 to 5: 1 6 to 10: 2 and so on	N/A	N/A	1 to 6	1 to 10
DTM Pairs (mixed)	1 per area	N/A	1 to 6	1 to 10	N/A	N/A
Riding Test	1 to 4: 1 5 or more: 2	Highest placed rider in each arena not part of the qualifying team	1 to 6	1 to 10	1 to 6	1 to 10 per arena (a)
Novice and Intermediate Winter SJ	1 to 6: 1 7 or more: 2	N/A	1 to 6	1 to 10	N/A	N/A
Novice SJ (Summer)	1 to 6: 1 7 or more: 2	Highest placed rider not part of the qualifying team	1 to 6	1 to 10	1 to 6	1 to 10
Intermediate SJ (Summer)	1 to 6: 1 7 or more: 2	Highest placed rider not part of the qualifying team	1 to 6	1 to 10	1 to 6	1 to 10
Open SJ	1 to 7: 1 8 or more: 2	Highest placed rider not part of the qualifying team	1 to 6	1 to 10	1 to 6	1 to 10
Style Jumping	1 per area	Highest placed rider at each height not part of the qualifying team	1 to 6	1 to 10	1 to 6	1 to 10
Challenge 90 Challenge 100 and Pairs Challenge (b)	1 to 4:1 5 or more: 2	Highest placed rider not part of the qualifying team	1 to 6	1 to 10	1 to 6	1 to 10
Combined Training	1 to 4:1 5 or more: 2	Highest placed rider in each arena not part of the qualifying team	1 to 6	1 - 10	1 to 6 per arena	Per arena
HT 80, HT 90 & HT 100 (b)	1 to 4:1 5 or more: 2	Highest placed rider in each arena not part of the qualifying team	1 to 6	1 to 10	1 to 6 per arena	1 to 10 per arena (a)
Open HT 100+ (b)	1 to 4:1 5 or more: 2	2 highest placed riders in each arena not part of the qualifying team	1 to 6	1 to 10	1 to 6	1 to 10 per arena (a)

(a): Plus best overall score calculated mathematically by the Chief Scorer

(b): Additional prize at Championships for best team with all four scores counting

APPENDIX 11: Overall Awards

Examples of evaluating overall individual awards

1. Calculate the average percentage score for each arena (for horse trials and combined training only use the dressage penalties) after discarding the highest and lowest score from each arena.
2. Decide which is the best scoring arena (highest average percentage for dressage or riding test, lowest average penalties for horse trials and combined training)
3. Assess the difference between the average of each arena and the average of the best arena
4. Add (or subtract for horse trials and combined training) the difference to/from the score of each competitor in each other arena
5. Now assess the best overall mark

Dressage Example

Arena 1	Average 49%
Arena 2	Average 45%
Arena 3	Average 47%
Arena 4	Average 50%

So, the best marked Arena is Arena 4 at 50%, therefore, we would need to add 1 to Arena 1 competitors scores, 5 to Arena 2 scores and 3 to Arena 3 scores.

Horse Trials / Combined Training Example

Arena 1	Average 35 penalties
Arena 2	Average 32 penalties
Arena 3	Average 37 penalties
Arena 4	Average 33 penalties

So, the best marked Arena is Arena 2 at 32 penalties, therefore, we would need to deduct 3 from the Arena 1 competitors scores, 5 from Arena 3 scores and 1 from Arena 4 scores.

APPENDIX 12: Veterinary Inspections

1 Horse Trials Trot-up:

As the Senior and Junior HT 100 and HT 100+ are three day events, competitors will have to attend three veterinary inspections or trot ups as they are more commonly known; one prior to the start of the competition the second takes place in the ten minute box after phase C and before the start of cross country, and the third on day three before the show jumping phase.

Officials:

The trot ups are officiated by an appointed BRC Ground Jury of two assisted by a vet, with a second vet for referrals, and a steward. These inspections are held so as to ensure the welfare and future competitiveness of your horse is not jeopardised.

Tack:

The following is required:

- Bridle, preferably with a snaffle bit (with a bridle tag for a stallion)
- No saddle or other tack
- No head collars
- No bandages or boots
- No studs

Dress:

The following is required:

- As for dressage (day 1) or show jumping (day 3) or
- Smart casual dress (remember comfortable shoes – no Wellington boots except in wet weather, or high heels)
- Your competition number or bridle number

Procedure:

Competitors should report to the steward ahead of your allocated time, the steward will call you forward in order and you will be asked to stand your horse square in front of the jury and then after a static inspection asked to trot up on a hard surface. Once the horse is in trot, let them have a loose rein. The Ground Jury will confer with the vet, if necessary, you may be asked to trot up several times, and you will be told that your horse has either:

Been accepted – your horse has passed the inspection and you may return to the stabling area or go to the appropriate area for your next phase

Been referred – you will be asked to go to the holding area; there you will be asked to report to the second vet for a further check. The vet will discuss any apparent problem with you. You will then be asked to represent to the Ground Jury for a re-assessment or you may choose to withdraw from the competition. After the second assessment the Ground Jury will advise you that your horse has been accepted or will advise you that your horse will not be allowed to proceed to the next phase.

Appeals:

There can be no appeal against the decision of the Ground Jury however, if requested, the Chairman of the jury must give a reason for the decision after the whole of the inspection has been completed.

APPENDIX 13: Horse Trials Tests

British Riding Clubs BRC Horse Trials Test 80 Q&C (2013)

Arena 20m x 40m. Approx. time **4.5 - 5** minutes

Trot work may be executed either sitting or rising

			Max Marks
1	A	Enter in working trot, proceed down centre line without halting	
	C	Track right	10
2	B	Circle right 20m diameter	
	BFAK	Working trot.....	10
3	KXM	Change the rein	
	MCHE	Working trot.....	10
4	E	Circle left 20m diameter	
	EKAF	Working trot.....	10
5	FXH	Change the rein	10
6	C	Medium walk.....	10
7	B	Half 20m circle in free walk on a long rein	
	E	Medium walk.....	10 x 2
8	H	Working trot	
	Between		
	C and M	Working canter right	
	MBFA	Working canter.....	10
9	A	20m circle in working canter. Between X and A transition to working trot.....	10
10	KXM	Change the rein in working trot	10
11	Between		
	C and H	Working canter left	
	HEKA	Working canter.....	10
12	A	20m circle in working canter left, between X and A transition to working trot	10
13	FXH	Change the rein	
	HCMB	Working trot.....	10
14	B	Half circle right 10m	
	X	Down the centre line.....	10
15	G	Halt, immobility, salute.....	10
Collectives			
16	Paces.	Freedom and regularity.....	10
17	Impulsion.	Desire to move forwards, elasticity of the steps, suppleness of the back and engagement of the hind quarters	10
18	Submission.	Attention and confidence, harmony, lightness and ease of movements, acceptance of the bridle and lightness of the forehand.....	10
19	Rider.	Position and seat, correctness and influence of the aids.....	10
TOTAL			200

British Riding Clubs
BRC Horse Trials Test 90Q (2013)
 Arena 20m x 40m. Approx. time **4.5 - 5** minutes
 Trot work may be executed either sitting or rising

		Max Marks
1	A	Enter in working trot, proceed down centre line without halting
	C	Track right 10
2	MXK	Change the rein 10
3	FM	A loop 5m in from the track 10
4	HXF	Change the rein 10
5	KH	A loop 5m in from the track 10
6	HC	Working trot
	Between	
	C and M	Working canter right..... 10
7	B	Circle right 20m in working canter..... 10
	Between	
	F and A	Transition to working trot
8	KXM	Change the rein in working trot 10
9	Between	
	M and C	Working canter left..... 10
10	E	Circle left 20m in working canter 10
	Between	
	K and A	Transition to working trot
11	FXH	Change the rein in working trot 10
12	Between	
	C and M	Medium walk 10
13	MXK	Change the rein in free walk on a long rein 10 x 2
	K	Medium walk
14	A	Turn down the centre line..... 10
	D	Transition to working trot
15	G	Halt. Immobility. Salute..... 10

Collectives

16	Paces. Freedom and regularity 10
17	Impulsion. Desire to move forwards, elasticity of the steps, suppleness of the back and engagement of the hind quarters 10
18	Submission. Attention and confidence, harmony, lightness and ease of movements, acceptance of the bridle and lightness of the forehand..... 10
19	Rider. Position and seat, correctness and influence of the aids..... 10

TOTAL 200

British Riding Clubs
BRC Horse Trials Test 90C (2013)
 Arena 20m x 60m. Approx. time **4.5 - 5** minutes
 Trot work may be executed either sitting or rising

			Max Marks
1	A	Enter in working trot, proceed down centre line without halting	
	C	Track right	10
2	B	20m circle right	
	FAK	Working trot.....	10
3	KH	A loop 5m from the track	
	HCM	Working trot.....	10
4	MV	Change the rein in working trot	10
5	FM	A loop 5m from the track.	
	MCH	Working trot.....	10
6	HP	Change the rein in working trot	10
7	Between		
	A and K	Working canter right.....	10
8	E	20m circle right.....	10
9	SHCMR	Working canter.....	10
10	RK	Change the rein, with a transition to working trot when crossing the centre line	10
11	Between		
	A and F	Working canter left.....	10
12	B	20m circle left.....	10
13	RMCHS	Working canter left.....	10
14	SF	Change the rein with a transition to working trot when crossing the centre line	10
15	A	Medium walk	10
16	VP	Half 20m circle in medium walk, with a transition to free walk over the centre line	
	P	Medium walk	10 x 2
17	F	Working trot	
	A	Down the centre line.....	10
18	X	Halt. Immobility. Salute.....	10
Collectives			
19	Paces.	Freedom and regularity	10
20	Impulsion.	Desire to move forwards, elasticity of the steps, suppleness of the back and engagement of the hind quarters	10
21	Submission.	Attention and confidence, harmony, lightness and ease of movements, acceptance of the bridle and lightness of the forehand	10
22	Rider.	Position and seat, correctness and influence of the aids.....	10

TOTAL 230

British Riding Clubs
BRC Horse Trials Test 100Q (2013)
 Arena 20m x 40m. Approx. time **4.5 - 5** minutes
 Trot work may be executed either sitting or rising

		Max Marks
1	A	Enter in working trot, proceed down centre line without halting
	C	Track right 10
2	MBFA	Working trot
	KXM	Change the rein 10
3	HXF	Change the rein 10
4	AX	Half 20m circle right
	XC	Half 20m circle left 10
5		Between C and H
		Working canter left..... 10
6	E	20m circle left
	KAF	Working canter left..... 10
7	FXH	Change the rein, with a transition to working trot between X and H..... 10
8		Between C and M
		Working canter right..... 10
9	B	20m circle right
	FAK	Working canter right..... 10
10	KXM	Change the rein, with a transition to working trot between X and M 10
11	C	Transition to medium walk
	HXF	Change the rein in free walk on a long rein 10 x 2
12	FA	Medium walk
	A	Down the centre line 10
13	D	Transition to working trot 10
14	G	Halt. Immobility. Salute..... 10

Collectives

15	Paces. Freedom and regularity 10
16	Impulsion. Desire to move forwards, elasticity of the steps, suppleness of the back and engagement of the hind quarters 10
17	Submission. Attention and confidence, harmony, lightness and ease of movements, acceptance of the bridle and lightness of the forehand..... 10
18	Rider. Position and seat, correctness and influence of the aids 10

TOTAL 190

British Riding Clubs
BRC Horse Trials Test 100C (2013)
 Arena 20m x 60m. Approx. time **4.5 - 5** minutes
 Trot work may be executed either sitting or rising

Max Marks

1	A	Enter in working trot, proceed down centre line without halting	
	C	Track right	10
2	MV	Change the rein	
	VKA	Working trot.....	10
3	A	20m circle left in working trot	
		When crossing the centre line transition to working canter left.....	10
4	AFBR	Working canter	
	Between		
	R and M	Transition to working trot	10
5	HP	Change the rein	
	PFA	Working trot.....	10
6	A	20m circle right	
		When crossing the centre line transition to working canter right	10
7	AKVES	Working canter	
	Between		
	S and H	Transition to working trot	10
8	C	Begin a 3 loop serpentine finishing at A	10
9	A	Transition to medium walk.....	10
10	KB	Change the rein in free walk on a long rein	10 x 2
11	Between		
	B and R	Transition to medium walk	
	RMC	Medium walk	10
12	C	Transition to working trot	
	CHSEV	Working trot.....	10
13	VL	Half 10m circle	10
14	L	Down the centre line.....	10
15	G	Halt. Immobility. Salute.....	10

Collectives

16	Paces.	Freedom and regularity	10
17	Impulsion.	Desire to move forwards, elasticity of the steps, suppleness of the back and engagement of the hind quarters	10
18	Submission.	Attention and confidence, harmony, lightness and ease of movements, acceptance of the bridle and lightness of the forehand.....	10
19	Rider.	Position and seat, correctness and influence of the aid.....	10

TOTAL 200

British Riding Clubs
BRC Horse Trials Test HT 100+Q (2013)
 Arena 20m x 40m. Approx. time **4.5 - 5** minutes
 Trot work may be executed either sitting or rising

		Max Marks
1	A	Enter in working trot, proceed down centre line without halting
	C	Track left 10
2	HXF	Change the rein, showing some medium trot strides over X 10
3	AX	Half 20m circle right, transition to walk over X one horse's length, returning to working trot..... 10
4	XC	Half 20m circle left 10
5	Between C and H	Working canter left..... 10
6	E	20m Circle left 10
7	KAF	Working Canter 10
8	Between F and M	Show some medium canter strides 10
9	M	Working canter..... 10
10	C	Transition to working trot
	CEA	Working trot..... 10
11	AX	Half 20m circle left, transition to walk over X one horses length, returning to working trot..... 10
12	XC	Half 20m circle right..... 10
13	CM	Working trot
	Between M and F	Show some medium trot strides 10
14	F	Working trot
	Between A and K	Working canter right..... 10
15	E	20m circle right..... 10
16	HM	Working canter..... 10
17	Between M & F	Show some medium canter strides 10
18	F	Working canter
	A	Transition to working trot 10
19	K	Medium walk 10
20	EB	Half 20m Circle right in free walk on a long rein, B Medium walk 10 x 2
21	F	Working trot
	A	Down the centre line..... 10
22	X	Halt, immobility and Salute..... 10
Collectives		
23	Paces.	Freedom and regularity 10
24	Impulsion.	Desire to move forwards, elasticity of the steps, suppleness of the back and engagement of the hind quarters 10
25	Submission.	Attention and confidence, harmony, lightness and ease of movements, acceptance of the bridle and lightness of the forehead..... 10
26	Rider.	Position and seat, correctness and influence of the aids..... 10

TOTAL 270

British Riding Clubs
BRC Horse Trials Test HT100+C (2013)
 Arena 20m x 60m. Approx. time **4.5 - 5** minutes
 Trot work may be executed either sitting or rising

Max Marks

1	A	Enter in working trot, proceed down centre line without halting	
	C	Track left	10
2	SF	Change the rein showing some medium trot strides	
	FA	Working trot.....	10
3	A	Begin a 5 loop serpentine, finishing at C on the right rein	10
4	RK	Change the rein showing some medium trot strides	10
5	Between		
	A and F	Working canter left.....	10
6	P	20m circle left.....	10
7	BMC	Working canter.....	10
8	C	Give and retake the inside rein	10
9	Between		
	H and V	Show medium canter strides	10
10	V	Working canter.....	10
11	K	Working trot.....	10
12	A	Down the centre line	10
13	X	Half 10m circle right to B	
	BPFA	Working trot.....	10
14	Between		
	A and K	Working canter right.....	10
15	V	20m circle right.....	10
16	EHC	Working canter.....	10
17	C	Give and retake the inside rein	10
18	Between		
	M and P	Show some medium canter strides	10
19	P	Working canter.....	10
20	F	Working trot	
	A	Medium walk to V	10
21	VXR	Change the rein in a free walk on a long rein	
	Between		
	R and M	Transition to medium walk.....	10 x 2
22	C	Working trot.....	10
23	EX	Half 10m circle left	
	X	Down the centre line	10
24	G	Halt. Immobility. Salute.....	10

Collectives

25	Paces.	Freedom and regularity	10
26	Impulsion.	Desire to move forwards, elasticity of the steps, suppleness of the back and engagement of the hind quarters	10
27	Submission.	Attention and confidence, harmony, lightness and ease of movements, acceptance of the bridle and lightness of the forehand.....	10
28	Rider.	Position and seat, correctness and influence of the aid.....	10

TOTAL 290

APPENDIX 14: Team Tests

British Riding Clubs Senior Team of Six Dressage Test (2013)

Arena 20m x 60m Approximate time 14 minutes

To be ridden in sitting *or rising trot*.

Max Marks

1.	A	Enter working trot – single file down the centre line	
	C	Track right	
	Before A	Turn down the arena in single file – line up abreast stirrup to stirrup	
	BXE	Halt. (Chef d'equipe to right of ride). Salute by Chef d'equipe only Proceed individually at working trot	
	C	Track right	10 x 2
2.	CA	Working trot	
	AC	Serpentine, 5 equal loops to go to side of arena, finishing at C	10 x 2
3.	MP	When last rider reaches M, between M & P turn half right, medium trot	
	SK	Leading file on reaching K, working trot to A	10 x 1
4.	A	Down centre line, working trot	
	DB	Leg yield to right, (left leg yielding)	10 x 2
5.	HV	When last rider reaches H, between H & V, turn half left, medium trot	
	RF	Leading file on reaching F, working trot to A.....	10 x 1
6.	A	Down centre line, working trot	
	DE	Leg yield to left, (right leg yielding)	10 x 2
7.	A	Down centre line in single file, line up abreast 2m apart	
	BXE	Halt. Rein back 3 steps. Proceed individually at working trot one horses length between horses	
	C	Track left	10 x 2
8.	FH	Change rein at working trot, when 3 rd rider on X, medium walk	
	MK	Change rein at medium walk, when 3 rd rider on X, working trot	10 x 1
9.	A	Down centre line, when 1 st rider reaches X, whole ride turn half right	
	FM	Working canter left	10 x 1
10.	E	Circle twice (20m) return to track at E. Working canter.....	10 x 1
11.	FC	Medium canter	
	CE	Working canter	
	E	Working trot	10 x 2
12.	FM	Leading file at M, change the rein in form of 'S', returning to track between K & H	
	KH	Working Canter right	10 x 2
13.	B	Circle twice (20m) return to track at B. Working canter.....	10 x 1
14.	KC	Medium canter	
	CB	Working canter	
	B	Working trot	10 x 2
15.	A	Down the centre line, line up abreast, stirrup to stirrup	
	MGH	Halt. (Chef d'equipe to right of ride) Salute. Proceed individually at walk	
	C	Track right	
	CMX	Walk to centre line, leave arena at A on a long rein.....	10 x 2

Collective Marks

16.	Tack and turn out of horses and riders – overall impression.....	10 x 3
17.	Suppleness, rhythm, ground cover, impulsion and submissiveness in the transitions	10 x 3
18.	Riders position and seat.....	10 x 3
19.	Obedience and dressing (attention of riders, precision of movements, distances)	10 x 3

TOTAL 360

British Riding Clubs
Senior Team of Four Dressage Test (2013)
 Arena 20m x 60m. Approx. time 5 minutes
To be ridden in sitting or rising trot.

		Max Marks
1	A	Enter at working trot in single file on the centre line
	CA	Track left proceeding to A..... 10
2	A	Serpentine 5 equal loops, each loop to reach the side of the arena finish at
	C	Proceed to E..... 10
3	E	Leading file on reaching E, whole ride together half circle left 10m onto Centre line, straighten and immediately turn right half circle 10m, returning to single file on the right rein..... 10
4	VM	Whole ride right incline together to change the rein whilst crossing the centre line. Show some medium trot strides returning to single file at M
	MCH	Working trot..... 10
5	SF	Whole ride left incline together to change the rein whilst crossing the centre line. Show some medium trot strides returning to single file at F at working Trot..... 10
6	K	Leading file transition to Medium walk together with the rest of the ride Proceeding to V in Medium walk 10
7	VM	Change the rein in free walk on a long rein in single file
	M	Medium walk 10 x 2
8	H	Whole ride on leading file reaching H, transition to working trot
	S	Circle left 20m. On crossing the centre line for the first time, each rider Transition into working canter, proceeding to V 10
9	V	Circle left 20m, each rider on crossing the centre line for the second time, transition to working trot
	VAF	Working trot..... 10
10	FXH	Change the rein
	HCR	Working trot..... 10
11	R	Circle right 20m. On crossing the centre line for the first time, each rider Canters right, proceeding in working canter
	RP	Working Canter 10
12	P	Circle right 20m. On crossing the centre line for the second time, each rider forward into working trot
	PA	Working trot..... 10
13	A	Turn down the centre line in single file, with the leading file leaving the centre line gradually coming forward to halt at the left of X, each Subsequent rider halts to their right to form a line, two horses either side of
	X	On halting the whole ride should salute at the signal of either one rider or the commander. From the halt the leading file leads the whole ride in single file to the exit (usually at A) in free walk on a long rein 10
Collective Marks		
14	Paces (freedom and regularity) 10	
15	Impulsion (desire to move forwards, elasticity of the steps, suppleness of the back and engagement of the hind quarters) 10	
16	Submission (attention & confidence, harmony, lightness and ease of movements, acceptance of the bridle & lightness of the forehand 10	
17	Rider position and seat, correctness & influence of the aids..... 10	
18	Dressing as a team 10 x 3	
		Total 210

British Riding Clubs
Junior Team of Four Dressage Test (2013)
 Arena 20m x 60m. Approx. time 5 minutes
To be ridden in sitting or rising trot.

		Max Marks
1.	A Enter at working trot in single file down centre line CP Track right proceeding to P.....	10
2.	PL Whole ride in single file half circle right 10m diameter onto centre line continue to I IS Whole ride in single file half circle left 10m diameter returning to the track at S Go large to V	10
3.	K Leading file on reaching K, whole ride together half circle left 10m Onto centre line. Together proceed up centre line G Leading file on reaching G, whole ride together half circle right 10m returning to the track Go large to A	10
4.	A In single file ride a five loop serpentine finishing at C, each loop to reach the long side of the arena Go large to B	10
5.	B Half circle right 20m diameter, on crossing the centre line the first time transition to canter right to E Go large to C	10
6.	C Circle right 20m diameter, going large to B.....	10
7.	B Each rider, on reaching B, transition to working trot to A	10
8.	A Each rider, on reaching A, transition to medium walk AKV Medium walk	10
9.	VXR Change the rein in free walk on a long rein RMC medium walk	10 x 2
10.	C On reaching C, whole ride together, transition to working trot Go large in single file to E.....	10
11.	E Half circle left 20m diameter, on crossing the centre line the first time transition to working canter left to B B Go large to C	10
12.	C Circle 20m diameter Go large to E	10
13.	E Each rider on reaching E working trot.....	10
14.	A Down centre line in single file, with leading file leaving centre line Gradually coming forward to halt at left of X, each subsequent rider halts at their right to form a line, two horses either side of X. On halting, salute on signal of one rider or commander. From halt leading file leads whole ride in single file to exit in free walk on a long rein.....	10
Collective Marks		
15.	Paces (freedom and regularity).....	10
16.	Impulsion (desire to move forwards, elasticity of the steps, suppleness of the back and engagement of the hind quarters)	10
17.	Submission (attention & confidence, harmony, lightness and ease of movements, acceptance of the bridle & lightness of the forehand).....	10
18.	Riders position and seat, correctness and influence of the aids	10
19.	Dressing as a team.....	10 x 3
		Total 220

APPENDIX 15: Pairs Dressage Test

British Riding Clubs Pairs Dressage Test 5 (2014)

Arena 20m x 40m.
To be ridden in a snaffle bridle
Time allowed **4.5 – 5 minutes**

Method of Performance	Max Marks
1. Halts at beginning and end of test	10
2. Medium Walk (minimum 20m)	10
3. Free walk on a long rein (approx. 20m)	10
4. Working trot on right rein (including 20m circle)	10
5. Working trot on left rein (including 20m circle)	10
6. Some Medium strides at trot	10
7. Working canter right (including 20m circle)	10
8. Working canter left (including 20m circle)	10
9. Transitions between paces	10
Total Performance	90
Artistic Merit	
10. Rhythm, regularity, energy and elasticity of horses and ponies	10
11. Impulsion and submission	10
12. Harmony between riders and horses / ponies when working together and dressing. (At least 80% of the test)	10
13. Composition of the test and suitability of the patterns.....	10
14. Riding positions and effect on the correct way of going	10
Total Artistic Mark	50
GRAND TOTAL	140

Criteria

To be ridden in a 20m x 40m Arena. Set out with appropriate Markers.
Open to Pairs of Horse / Ponies with a maximum of 124 BD points per Horse/Pony.
The Majority of the Test (at least 80%) to be Ridden as a Pair but may separate.
Time Allowed 4.5 – 5 minutes.
Any movements used must be at BD Novice Level, but not above. Rein back is optional.
The Test Starts and Finishes with Salutes. The time is started at the first salute.

APPENDIX 16: Pairs Dressage to Music Test

British Riding Clubs Pairs Dressage to Music Freestyle (2014) Arena 20m x 60m.

To be ridden in a snaffle bridle
Time allowed 4.5 to 5 minutes

Method of Performance	Max Marks
1. Halts at beginning and end of test	10
2. Medium Walk (minimum 20m)	10
3. Free walk on a long rein (approx. 20m)	10
4. Working trot on right rein (including 20m circle)	10
5. Working trot on left rein (including 20m circle)	10
6. Some Medium strides at trot	10
7. Working canter right (including 20m circle)	10
8. Working canter left (including 20m circle)	10
9. Transitions between paces	10
Total Performance	90
Artistic Merit	
10. Rhythm, regularity, energy and elasticity of horses / ponies	10
11. Impulsion and submission	10
12. Harmony between riders and horse/ponies. When working together and dressing. (At least 80% of the test)	10
13. Choreography / use of arena/ effectiveness	10
14. Music and inventiveness	10
15. Riding position and effect on the correct way of going	10
Total Artistic Mark	60
GRAND TOTAL	150

Criteria

To be ridden in a 20m x 60m Arena at the championships (any size at the qualifiers). Set out with appropriate Markers.

Open to Pairs of Horse / Ponies with a maximum of 124 BD points per Horse/Pony.

The Majority of the Test (at least 80%) to be Ridden as a Pair but may separate.

Time Allowed 4.5 to 5 minutes

Any movements used must be at BD Novice Level, but not above. Rein back is optional.

The Test Starts and Finishes with Salutes. The time is started at the first salute.

APPENDIX 17A: Riding Tests

British Riding Clubs Prelim Riding Test (2014)

Arena 20m x 40m. Approx. time 5 minutes

Trot work may be executed either sitting or rising

- 1 A Enter in medium walk
X Working trot
C Track left
- 2 HB Change the rein
BE Half circle right 20m
- 3 Between
H&C Working canter right
CB Working canter
- 4 B Circle right 20m
- 5 Between
F&A Working trot
Between
A&K Medium walk
- 6 KXM Change the rein in free walk on a long rein
Just before
M Medium walk
- 7 Between
M&C Working trot
CX Half 20m circle left
XA Half 20m circle right
- 8 KB Change the rein
BE Half circle 20m left
- 9 Between
K&A Working canter left
AB Working canter
- 10 B Circle left 20m
- 11 Between
M&C Working trot
HXF Change the rein
- 12 A Down the centre line
X Medium walk
G Halt. Immobility, salute

British Riding Clubs
Novice Riding Test (2014)

Arena 20m x 40m. Approx. time 5 minutes
Trot work may be executed either sitting or rising

- | | | |
|----|------|---|
| 1 | A | Enter in working trot and proceed down centre line without halting |
| | C | Track right |
| | MB | Working trot |
| 2 | B | Turn right |
| | X | Circle right 20m in working trot, between X and C
give and retake the inside rein |
| 3 | X | Circle left 20m in working trot, between A and X
give and retake the inside rein |
| | XE | Working trot |
| | E | Track left |
| 4 | K | Transition to medium walk |
| 5 | FXH | Change the rein in free walk on a long rein |
| | H | Transition to medium walk |
| 6 | M | Transition to working trot |
| | BE | Half circle right 20m, on crossing the centre line, transition
to working canter right |
| 7 | C | Half 20m circle right |
| | X | Transition to working trot |
| | X | Half 20m circle right |
| 8 | MXK | Change the rein and show a few strides of medium trot |
| | KAFB | Working trot |
| 9 | BE | Half 20m circle left, on crossing the centre line, transition
to working canter |
| 10 | A | Half 20m circle left |
| | X | Transition to working trot |
| | X | Half 20m circle left |
| 11 | FXH | Change the rein and show a few strides of medium trot |
| | HCMB | Working trot |
| 12 | BX | Half circle right 10m |
| 13 | G | Halt, immobility, salute |

APPENDIX 17B: Riding Test Score Sheet

Riding Test Scoresheet 2014

The scale of marks is as follows:
 10 Excellent 4 Insufficient
 9 Very Good 3 Fairly Bad
 8 Good 2 Bad
 7 Fairly Good 1 Very Bad
 6 Satisfactory 0 Not Performed

Test Used

Rider No.....Rider.....Horse.....

Marks	Max Score 10 (Half marks allowed)	Coefficient	Total
<u>Rider's position</u> <ul style="list-style-type: none"> • Straightness • Balance / Security • Elastic and steady contact • Suppleness 		X2	
<u>Effective use of aids</u> <ul style="list-style-type: none"> • Clear Communication • Preparation • Encourages correct bend • Maintains straightness of horse 		X2	
<u>Influence of the rider</u> <ul style="list-style-type: none"> • Rhythm • Horse responds well to riders aids • Horse is active • Smooth transitions 		X2	
<u>Accuracy</u> <ul style="list-style-type: none"> • Correct movements • Positioning • Accuracy of turns and size of circles 		X2	
<u>Harmony between horse and rider</u> <ul style="list-style-type: none"> • Calm • Focussed 		X3	

Total	/110
Errors	
Final total	
Percentage	

Errors of course	Movement
1 st (2 penalties)	
2 nd (4 penalties)	
3 rd (Elimination)	

JUDGE'S COMMENTS

SIGNATURE.....

APPENDIX 18: Criteria for BRC Riding Tests

Aims:

This unique competition provides an opportunity for any rider, especially those new to dressage, to develop their skills. The Test has been designed to encourage the rider to ride their horse forward with a steady rhythm and tempo into an elastic contact, with independent steady hands and correctly balanced seat. To show correct geometry of riding the figures in the arena with correct bends in turn, circles and movements. The rider should apply simple aids clearly and effectively avoiding all unnecessary movement. This in turn shows the rider has a basic understanding of the 'Scales of Training' and their importance in the forming of a harmonious partnership.

Method of Judging

- It is important these tests are judged on the competence of the rider and their influence on the horse or pony, not as a Dressage Test. Although the same scale of marks is given.
- The judge will watch the rider continuously and then give marks for each directive:
 - Rider's Position; in particular, straightness, balance and security, the contact and suppleness.
 - Effective use of the aids; clear communication, preparation, correct bend and straightness of the horse.
 - Influence of the Rider; Rhythm, horse's response to aids, energy and smooth transitions.
 - Accuracy; correct movements, positioning, turns and size of circles.
 - Harmony between horse and rider; calm and focussed.

Assessment

- Transitions from walk to trot, trot to walk and trot to canter, canter to trot should be performed through sitting trot. With the object of performing smooth transitions.
- Turns from the centre line to the long side and long side to centre line, should be ridden as half circle, touching the track at a point midway between the centre line and the corner and vice versa.
- Horses should be ridden on a light but steady contact, with the exception of the free walk on a long rein. Here the horse is given the freedom to stretch its neck forward and down as far as it can. The rider's hands should not move out to the side so they maintain some contact.
- The rider at the end of the test shows the correct salute as per BD Rules.

Rules

Judges should refer to the BD Rules regarding all points not covered by specific competition rules as shown in the BRC Rule Book.

APPENDIX 19: Style Jumping Score Sheet

BRITISH RIDING CLUBS STYLE JUMPING TEST (2014)

The scale of marks is as follows:

- 10 Excellent
- 9 Very Good
- 8 Good
- 7 Fairly Good
- 6 Satisfactory
- 5 Sufficient
- 4 Insufficient
- 3 Fairly Bad
- 2 Bad
- 1 Very Bad
- 0 Not performed

DATE.....VENUE.....JUDGE.....

NO.....HORSE.....RIDER.....CLUB.....

Fence	1									Jumping Faults	Time Taken	Time Pens	Total Faults	Observations	
														Max Marks	Final Mark
General Aspects															
Assessment of the rider before commencing the round riding a simple figure of 8 in center, showing a change of leg.														10 x 2	
Equestrian feel and skill , ability to present the horse correctly to the fence and ride accurate lines. Able to maintain a clear rhythm and correct pace. Confidence. Ability to influence the horse correctly.														10 x 3	
Rider's position , balance and ability to follow the horse's movement over the fence. Security of the lower leg. Independence of the rein.														10 x 2	
Horse's balance and rhythm . Desire to move forward, attention and confidence, harmony, lightness and ease of movement, acceptance of the bridle, calmness of the jump.														10 x 3	

For every second or part thereof over the optimum time	1 penalty
Knocking down any part of an obstacle including the wing	2 penalties
First refusal on the whole course	3 penalties
Second refusal on the whole course	6 penalties
Third refusal on the whole course	Elimination
Fall of horse and/or rider	Elimination
Taking the wrong course	Elimination
Failing to salute the judges	Elimination
Leaving the arena before the second signal	Elimination
Commencing the course before the first signal	Elimination

Total / 100	
Jumping Penalties	
Time Penalties	
Total Marks to Count	

Judges Signature.....
 2014 © The British Horse Society. All Rights Reserved.

APPENDIX 20: Criteria for the BRC Style Jumping

Objectives

1. To encourage better pace and rhythm in competitions and improved rider training in jumping competitions.
2. To demonstrate the rider's knowledge and effect of developing the canter at 325 meters per minute and its amenability for riding a course
3. That Judges can provide good constructive comments for the benefit of the competitors.

Aims

The aim is to test the rider's ability to demonstrate a good jumping technique. A light balanced position prior to jumping, including changes of pace- maintaining an independent and balanced position during the course and showing the ability to ride suitable turns and approaches. The difficulty of the horse's way of going is expected to be taken into account by the judges.

Time

To be ridden at 325 meters per minute. The measurement of the course should be generous. This is meant to encourage riders to ride forward, demonstrating the ability to ride positively in pace, maintaining balance and rhythm. The course should be well spread about the arena with eight to twelve fences. This should include a stile or narrow fence, with at least one dog leg and including a double. This must be built with a spread in and an upright out.

Method of Judging

The judge will watch the rider continuously and give marks for the position before the round and an assessment of how the course is jumped. The assistant will write down the Assessment of the rider before commencing the round mark on the score sheet as well as any jumping penalties incurred. After the completion of the round the judge will award marks for a) the rider's equestrian feel and skill b) the rider's leg position, balance and ability to follow the horse's movement over the fences and c) the horse's balance and rhythm. A timing judge will be required to award any time penalties.

Particular attention should be paid to the development of a 325 m.p.m canter and its balance and rhythm throughout the round.

In case of equality of marks, jumping penalties will decide, then in order, the rider's equestrian feel and skill, the horse's balance and rhythm and the rider's leg position, balance and ability to follow the horse's movement over the fences.

Assessment

In assessing the competitors, judges should take into account how they ride the whole course. Particular attention should be given to how they ride the turns and present the horse at the fence. The rider needs to show balanced approaches to the fences and be able to maintain a good forward canter. The position of the rider at take-off, in the air, on landing and in the following strides should be included in the assessment for each fence. Correct judgement of pace must be taken into consideration. It is assumed that the horse should be on the correct leg, unless it is capable of a well-balanced counter canter. A flying change, if correctly and quietly executed, is also acceptable as is a simple change through trot.

Tack

Judges should ensure that the rules regarding saddlery etc. are observed (see Riding Club rulebook).

Rules

Judges should refer the specific competition rules as shown in the Riding Clubs rulebook.

The Test

The rules for the competition are set out in the Riding Clubs' Official rule book. The actual form of the competition is as follows: the horse enters the arena; the rider halts and salutes the judges, then proceeds in canter whilst their position and balance is assessed before jumping. They are expected to work mainly in canter showing changes of paces and transitions on straight lines and small circles. Up to 10 marks will be awarded at this stage. The signal to start is then given and the course jumped, the rider is judged on how they ride the whole course, particular attention being given to how they ride the turns and present the horse at a fence. The course is completed when the horse passes through the finish. There is no need to salute the judge before leaving the arena. The Judge will award the following marks for the round:-

- 1) Equestrian feel and skill, ability to present the horse correctly at the fence and ride accurate lines. The ability to maintain a clear rhythm and correct pace. Confidence. Ability to influence the horse correctly
- 2) Riders leg position, balance and ability to follow the horses movement over the fence. Security of the lower leg. Independence of the rein
- 3) Horse's balance and rhythm. Desire to move forward, attention and confidence, harmony, lightness and ease of movement, acceptance of the bridle, calmness of the jump

The relative value of the marks should correspond to those used in dressage tests with the use of half marks allowed.

APPENDIX 21: Dressage Tests

British Riding Clubs Dressage Test D1 (2014)

Arena 20m x 40m. Approx. time 4.5 minutes
Trot work may be executed either sitting or rising

		Max Marks
1	A Enter at working trot and proceed down centre line without halting	
	C Track left.....	10
2	HXF Change the rein in working trot	
	FA Working trot.....	10
3	A Circle right 20m diameter	
	AK Working trot.....	10
4	KXM Change the rein in working trot	
	MC Working trot.....	10
5	C Circle left 20m diameter.....	10
6	Between	
	C&H Working canter left	
	E Circle left 20m diameter.....	10
7	EKAF Working canter	
	Between	
	F&B Working trot	
	BM Working trot.....	10
8	Between	
	M&C Medium walk	
	CH Medium walk	
	HXF Change the rein in a free walk on a long rein	
	F Medium walk.....	10x2
9	Between	
	A&K Working trot	
	KEH Working trot	
	Between	
	H&C Working canter right.....	10
10	CMB Working canter	
	B Circle right 20m diameter	
	BF Working canter.....	10
11	F Working trot	
	A Turn down the centre line	
	X Medium walk	
	G Halt. Immobility. Salute	
	Leave the arena in a free walk on a long rein.....	10
Collectives		
12	Paces: Freedom and regularity.....	10x2
13	Impulsion: Desire to move forward, elasticity of steps and suppleness of back, and engagement of the hindquarters.....	10x2
14	Submission: Attention and confidence, harmony, lightness and ease of the movements, acceptance of the bridle and lightness of the forehand.....	10x2
15	Rider's position and seat: Correctness and effect of the aids.....	10x2
		TOTAL 210

**British Riding Clubs
Dressage Test D2 (2014)**

Arena 20m x 40m. Approx. time 4.5 minutes
Trot work may be executed either sitting or rising

			Max Marks
1	A	Enter at working trot and proceed down centre line without halting	
	C	Track left.....	10
2	C	Track right	
	B	Turn right.....	10
3	X	Circle right 20m diameter.....	10
4	X	Circle left 20m diameter	
		On returning to X	
	XE	Working trot.....	10
5	E	Track left	
		Between	
	A&F	Working canter.....	10
6	B	Circle left 20m diameter.....	10
7		Between	
	B&M	Transition to working trot	
	M	Transition to medium walk.....	10
8	C	Halt. Immobility 4 seconds	
		Proceed in medium walk.....	10
9	HXF	Change the rein in a free walk on a long rein	
	F	Transition to medium walk.....	10x2
10		Between	
	F&A	Transition to working trot	
		Between	
	A&K	Transition to working canter.....	10
11	E	Circle right 20m diameter.....	10
12	H	Working trot.....	10
13	M	Medium walk.....	10
14	BX	Half circle right 10m diameter	
	XE	Half circle left 10m diameter.....	10
15		Between	
	E&K	Working trot	
	A	Turn down the centre line.....	10
16	X	Halt. Immobility. Salute	
		Leave the arena in a free walk on a long rein.....	10

Collectives

17	Paces: Freedom and regularity.....	10x2
18	Impulsion: Desire to move forward, elasticity of steps and suppleness of back, and engagement of the hindquarters.....	10x2
19	Submission: Attention and confidence, harmony, lightness and ease of the movements, acceptance of the bridle and lightness of the forehand.....	10x2
20	Rider's position and seat: Correctness and effect of the aids.....	10x2

TOTAL 250

**British Riding Clubs
Dressage Test D3 (2014)**

Arena 20m x 40m. Approx. time 4.5 minutes
Trot work may be executed either sitting or rising

		Max Marks
1	A Enter in working trot and proceed down centre line without halting	
	C Track right.....	10
2	MBFA Working trot	
	KH One loop 5m from the track.....	10
3	CX Half circle right 20m diameter	
	XA Half circle left 20m diameter.....	10
4	Between	
	A&F Working canter left.....	10
5	C Circle left 20m diameter.....	10
6	Between	
	H&E Transition to working trot.....	10
7	Between	
	A&F Transition to medium walk.....	10
8	FXH Change the rein in a free walk on a long rein	
	H Transition to medium walk.....	10x2
9	C Transition to working trot.....	10
10	MXK Change the rein	
	KAF Working trot.....	10
11	FM One loop 5m from the track.....	10
12	CX Half circle left 20m diameter	
	XA Half circle right 20m diameter.....	10
13	Between	
	A&K Working canter right.....	10
14	C Circle right 20m diameter.....	10
15	Between	
	M&B Transition to working trot.....	10
16	A Turn down the centre line	
	X Halt. Immobility. Salute	
	Leave the arena in a free walk on a long rein.....	10

Collectives

17	Paces: Freedom and regularity.....	10x
18	Impulsion: Desire to move forward, elasticity of steps and suppleness of back, and engagement of the hindquarters.....	10x2
19	Submission: Attention and confidence, harmony, lightness and ease of the movements, acceptance of the bridle and lightness of the forehand.....	10x2
20	Rider's position and seat: Correctness and effect of the aids.....	10x2

TOTAL 250

**British Riding Clubs
Dressage Test D10 (2014)**

Arena 20m x 40m. Approx. time 4.5 minutes
Trot work may be executed either sitting or rising

		Max Marks
1	A	Enter in working trot and proceed down centre line without halting
	C	Track left..... 10
2	C	Working trot
	HEKA	Working trot..... 10
3	A	Circle left 20m diameter
		On return to A transition to medium walk..... 10
4	AX	Half circle left 20m diameter in medium walk..... 10
5	XC	Half circle right 20m diameter in a free walk on a long rein..... 10x2
6	C	Transition to medium walk
	M	Working trot..... 10
7	MBF	Working trot
	A	Working canter right..... 10
8	E	Circle right 20m diameter
	H	Working trot..... 10
9	MXK	Change the rein showing some lengthened strides..... 10
10	K	Working trot
	A	Working canter left..... 10
11	B	Circle left 20m diameter
	C	Working trot..... 10
12	HK	One loop 5m from the track
	KAF	Working trot..... 10
13	FXH	Change the rein showing some lengthened strides
	H	Working trot..... 10
14	MF	One loop 5m from the track..... 10
15	A	Turn down the centre line
	G	Halt. Immobility. Salute
		Leave the arena in a free walk on a long rein..... 10

Collectives

16	Paces: Freedom and regularity.....	10x2
17	Impulsion: Desire to move forward, elasticity of steps and suppleness of back, and engagement of the hindquarters.....	10x2
18	Submission: Attention and confidence, harmony, lightness and ease of the movements, acceptance of the bridle and lightness of the forehand.....	10x2
19	Rider's position and seat: Correctness and effect of the aids.....	10x2

TOTAL 240

2014 © The British Horse Society. All rights reserved.

APPENDIX 22: Comment Slip

If you have any comments to make that could improve our Rules or Rule Book in future years can you please complete this Comments Slip, or photocopy it, and send it to:

The Competitions Department, British Riding Clubs, The British Horse Society, Abbey Park, Stareton, Warwickshire CV8 2XZ.

Name:

Address:
.....
.....

Telephone No:

E-Mail address:.....

Club:

Rule Number:.....

Page Number:.....

What is wrong with the rule?
.....
.....
.....
.....
.....
.....
.....
.....
.....
.....

What is your suggested change?
.....
.....
.....
.....
.....
.....
.....
.....
.....

For official use only	
Date Received:	Suggestion Number:
Outcome:	Replied to:

APPENDIX 23: Affiliated Riding Clubs by Area

National Executive Committee Members:

Jennifer Rentoul (Area 1) 07764 352 332

jenniferrentoul@aol.com

Hilary McKenna (Area 2) 07831 729726

hilary.mckenna243@gmail.com

Chris Walton (Area 3) 07970 674135

jennamoll@aol.com

Mary Kay (Area 4) 07745 756939

westfieldb@tiscali.co.uk

Tony Parker (Area 5) 07887 832075

tony.parker@isuzutruck.co.uk

Peter Dryzek (Area 6) 07767 457929

peter.dryzek@gmail.com

David Clark (Area 7) 07921 298506

davo_61@hotmail.com

Emma Pewter (Area 8) 07778 654768

emmaequus@btconnect.com

Shelagh Fishlock (Area 9) 07951 234618

shelaghfishlock@blueyonder.co.uk

Jean Bywater (Area 10) 07766 313850

Jean.bywater@bromley.gov.uk

Cathy Hughes (Area 11) 01483 770943

s.castle@virgin.net

Arthur Stevens (Area 12) 07977 521348

astevens@otterfinancial.co.uk

Jenny Dentremont (Area 13) 07825346579

dentremontj@gmail.com

Mike Lloyds (Area 14) 01473 737321

mike.lloyds@btinternet.com

Pam Davidson (Area 15) 07831 437473

pamdavison31@outlook.com

Roy Turner (Area 16) 07903 830923

midcot@btinternet.com

Nick Fincham (Area 17) 01258 860783

n.fincham1@btinternet.com

Noel Ennett (Area 18) 07980 667012

noel.ennett@gbo.com

Jane Fisher (Area 19) 07966 450490

janefisherarea19@aol.com

Andrew Chadwick (Area 20) 07721 096311

green.gorse.farm@btinternet.com

Jonathan Pett (Area 21) 07977 336654

trojanstud@btinternet.com

Catherine Stott (Area 22) 07702 250 620

Catherine.stott@virgin.net

TBC (Area 23)

Area 1 (Southern Scotland)

ALMOND RIDING CLUB OF WEST LOTHIAN

ARGYLL RIDING CLUB

ARRAN RIDING CLUB

AYR RIDING CLUB

BARRHEAD RIDING CLUB

DALKEITH PARK EQUESTRIAN CLUB

IAN STARK EQUESTRIAN CENTRE
DUNEDIN COMBINED TRAINING GROUP
EDINBURGH & DISTRICT RIDING CLUB
ETTRICK FOREST RIDERS ASSOCIATION
GALLOWAY HORSE CLUB
GARELOCH RIDING CLUB
GLENBRAE RIDING CLUB
KILMACOLM & KILALLAN RIDING CLUB
LANARK RIDING CLUB
LOTHIAN'S RIDING CLUB
MACHARS RIDING CLUB
NORTH AYRSHIRE RIDING AND TREC CLUB
NORTH LAMMERMUIR RIDING CLUB
OBAN & DISTRICT RIDING CLUB
PEEBLES & DISTRICT RIDING CLUB
POLNOON CASTLE RIDERS ASSOCIATION
RENFREWSHIRE RIDING CLUB
SCOTTISH DRESSAGE GROUP
SOUTH LAMMERMUIR RIDING CLUB
SOUTH WEST OF SCOTLAND RIDING CLUB
STRANRAER & DISTRICT RIDING CLUB
STRATHENDRICK RIDING CLUB
TANNOCH STABLES RIDING CLUB

Area 2 (North East)

ALN RIDING CLUB
BARNARD CASTLE & TEESDALE RIDING CLUB
BAY RIDING CLUB
BISHOPS RIDING CLUB
BORDER RIDING CLUB
CORBRIDGE & DISTRICT RIDING CLUB
COTE HILL RIDING CENTRE
DARLINGTON & DISTRICT RIDING CLUB
DURHAM & DISTRICT RIDING CLUB
DURHAM SADDLE CLUB
ELLEN VALLEY RIDING CLUB
HAMSTERLEY RIDING ASSOCIATION
JOHN PEEL RIDING CLUB
LARKRIGG RIDING SCHOOL CENTRE
MURTON EQUESTRIAN CENTRE
NEWCASTLE RIDING CLUB
SHIPLEY LANE RIDING CLUB
SOUTH CAUSEY EQUESTRIAN CENTRE
STEPNEY BANK STABLES CENTRE
SUNNYSIDE RIDING CLUB
SWINHOLE FARM RIDING CENTRE
TEES VALLEY RIDING CLUB
YARM & DISTRICT SADDLE CLUB

Area 3 (North West)

ANTROBUS RIDING CLUB
BIGLAND RIDING CLUB
BOWLAND TREC GROUP
BROOKHEAD RIDING CLUB
CABBYL RIDING CLUB
CALDEW RIDING CLUB
CARRINGTON RIDING CENTRE
CHAPEL & DISTRICT RIDING CLUB
CROFT RIDING CENTRE
CUMBRIA RIDING CLUB

HOLLY TREE RIDING CENTRE
KENNAA RIDING CLUB
LAFFAK RIDING CLUB
LAKES RIDING CLUB
LONGFIELD EQUESTRIAN CENTRE
LONGTON RIDING CLUB
MACCLESFIELD & DISTRICT RIDING CLUB
MOBBERLEY RIDING SCHOOL CENTRE
NORTHERN DRESSAGE GROUP
OLDHAM & DISTRICT RIDING CLUB
ROCHDALE & DISTRICT RIDING CLUB
ROSSENDALE VALLEY RIDING CLUB
RURAL FYLDE YOUNG RIDERS CLUB
SILSDEN RIDING CLUB
WILMSLOW RIDING CLUB
WREA GREEN RIDING CENTRE

Area 4 (Yorkshire and Humberside)

ACKWORTH & DISTRICT RIDING CLUB
BACK LANE STABLES CENTRE
BRIMHAM RIDING CLUB
BRIMINGTON EQUESTRIAN CENTRE
CALDERDALE SADDLE CLUB
CLIFFHOLNS RIDING CENTRE
DARROWBY & DISTRICT RIDING CLUB
EAST YORKSHIRE RIDING CLUB
EBOR VALE RIDING CLUB
ELDWICK RIDING CLUB
FRIARS HILL STABLES CENTRE
HAREWOOD COMBINED TRAINING GROUP
HOLME VALLEY RIDING CLUB
MALTON & DISTRICT RIDING CLUB
NIDD VALLEY RIDING CLUB
NORTH HUMBERSIDE RIDING CENTRE
NORTHALLERTON RIDING CLUB
OXMARDYKE EQUESTRIAN CENTRE
SCARBOROUGH & DISTRICT RIDING CLUB
SELBY & DISTRICT RIDING CLUB
SNAINTON RIDING CENTRE
WEST YORKSHIRE HORSEPLAY
WHITBY & DISTRICT RIDING CLUB
WHITE ROSE RIDING CLUB
YORK & DISTRICT RIDING CLUB

Area 5 (West Midlands)

ALTON RIDING SCHOOL CENTRE
ATHERSTONE & DISTRICT RIDING CLUB
BOURNE VALE RIDING STABLES CENTRE
BUCKINGHAM RIDING CLUB
BURBAGE RIDING CLUB
CALDECOTE RIDING SCHOOL CENTRE
CHERWELL VALLEY RIDING CLUB
COLESHILL HEATH RIDING CLUB
EAST LODGE RIDING CENTRE
EAST SHROPSHIRE RIDING CLUB
ENDON EQUESTRIAN CENTRE
ETTINGTON PARK & KINETON RIDING CLUB
EVERGREEN STABLES CENTRE
FOREST OF ARDEN RIDERS GROUP
HARGATE EQUESTRIAN CENTRE
HINCKLEY DRESSAGE GROUP
HOLLY RIDING CENTRE
HOLME FARM EQUESTRIAN CENTRE

MISTERTON & DISTRICT RIDING CLUB
MOOR FARM STABLES CENTRE
MORETON MORRELL RIDING CLUB
NATIONAL FOREST RIDING CLUB
NORTH OXFORDSHIRE RIDING CLUB
ONLEY GROUNDS RIDING CLUB
OWSTON RIDING CLUB
OXFORD RIDING CLUB
RADWAY RIDING SCHOOL CENTRE
RUGBY RIDING CLUB
SCROPTON RIDING CENTRE
SOLIHULL RIDING CLUB
SOUTH STAFFS RIDING CLUBS
SOUTH WARWICKSHIRE RIDING CLUB
STONELEIGH RIDING CLUB
STRATFORD UPON AVON RIDING CLUB
TWYLANDS LIVERY & RIDING SCHOOL CENTRE
VALLEY FARM EQUESTRIAN CENTRE

Area 6 (Bucks and Berks)

BERKSHIRE COUNTY RIDING CLUB
BERKSHIRE DOWNS RIDING CLUB
BICESTER RIDING CLUB
BREAKSPEAR RIDING CLUB
CHALFONT HEIGHTS RIDING CLUB
CHILTERN RIDING CLUB
CHOBHAM & DISTRICT RIDING CLUB
CLOUD STABLES CENTRE
DEEN CITY FARM CENTRE
FARLEY HALL RIDING CLUB
HALL PLACE EQUESTRIAN CENTRE
HARROW & DISTRICT RIDING CLUB
HIGH WYCOMBE RIDING CLUB
HURST RIDERS CLUB
MORTIMER RIDING CLUB
NAPHILL RIDING CLUB
NORTHWOOD RIDING CLUB
OLD BERKELEY HUNT RIDING CLUB
SHARDELOES FARM EQUESTRIAN CENTRE
SOUTH BUCKINGHAMSHIRE RIDING CLUB
SOUTH OXFORDSHIRE RIDING CLUB
TADLEY & DISTRICT RIDING CLUB
THAMES VALLEY RIDING CLUB
VAUXHALL CITY FARM CENTRE
WOKINGHAM & BEARWOOD RIDING CLUB

Area 7 (Herts, Cambs, Beds & Northants)

ASPLEY GUISE & DISTRICT RIDING CLUB
BALSHAM & DISTRICT RIDING CLUB
CAMBRIDGE & DISTRICT RIDING CLUB
CONTESSA RIDING CENTRE
HOOKS CROSS EQUESTRIAN CENTRE
HUNTINGDON & DISTRICT RIDING CLUB
KEYSOE RIDING CLUB
NORTH MYMMS RIDING CLUB
OVER AND DISTRICT RIDING CLUB
ROCKINGHAM FOREST RIDING CLUB
SHILLINGTON RIDING CLUB
SOUTH CAMBRIDGESHIRE EQUESTRIAN CENTRE
STEVENAGE & DISTRICT RIDING CLUB
THREE RIVERS & DISTRICT RIDING CLUB
WISBECH & DISTRICT RIDING CLUB
WITTERING ACADEMY RIDING CLUB

Area 8 (Essex)

BILLERICAY & DISTRICT RIDING CLUB
ESSENDON & EPPING FOREST DRESSAGE GROUP
FOXHOUSES RIDING SCHOOL CENTRE
INGATESTONE & BLACKMORE RIDING CLUB
ROYAL WOOD RIDING CLUB
SAFFRON WALDEN & DISTRICT RIDING CLUB
STANSTED & DISTRICT RIDING CLUB
TENDRING HUNDRED RIDING CLUB

Area 9

BARTON END EQUESTRIAN CENTRE
BATH RIDING CLUB
BERKELEY & DISTRICT RIDING CLUB
COTSWOLD EDGE RIDING CLUB
FRAMPTON FAMILY RIDING CLUB
KENNET VALE RIDING CLUB
KINGS LEAZE RIDING CLUB
LADYSMITH EQUESTRIAN CENTRE
SAXON DRESSAGE GROUP
SEVERN VALE RIDING CLUB
SWINDON AND DISTRICT RIDING CLUB
TUMPY GREEN EQUESTRIAN CENTRE
VALE OF THE WHITE HORSE RIDING CLUB
VETERAN HORSE, PONY & RIDER CLUB
WESSEX GOLD RIDING CLUB
WILTSHIRE SPRING LINE RIDING CLUB

Area 10 (Kent and East Sussex)

APPLEDORE & DISTRICT RIDING ASSOCIATION
BATTLE & DISTRICT RIDING CLUB
BEXLEY BOROUGH RIDING CLUB
BRADBOURNE RIDING CLUB
BRAESIDE EQUESTRIAN CENTRE
CHELSHAM AND BROMLEY RIDING CLUB
CHISLEHURST & DISTRICT RIDING CLUB
COLDBLOW EQUESTRIAN TRAINING CENTRE
DARTFORD & DISTRICT RIDING CLUB
FAVERSHAM RIDING CLUB
FAWKHAM & DISTRICT RIDING CLUB
FOLKESTONE RIDING CLUB
FORCES EQUINE
HAILSHAM EQUESTRIAN CLUB
HEATHFIELD RIDING CLUB
INVICTA RIDING CLUB
JOYDENS RIDING CLUB
LIMPSFIELD RIDING CLUB
MAIDSTONE & DISTRICT RIDING CLUB
MAYFIELD EQUESTRIAN CENTRE
MOAT VIEW RIDING CLUB
MOUNT MASCAL RIDING CLUB
NETHERFIELD & MOUNTFIELD RIDING CLUB
ROTHER VALLEY RIDING CLUB
ROYAL OAK RIDING CLUB
SEVENOAKS RIDING CLUB
TUNBRIDGE WELLS RIDING CLUB
WARLINGHAM & DISTRICT HORSE CLUB

Area 11 (Surrey)

ABINGER FOREST RIDING CLUB
BADSHOT LEA EQUESTRIAN CENTRE
BOOKHAM RIDING CLUB
BRIDLEWAYS EQUESTRIAN CENTRE

BURSTOW PARK RIDING CENTRE
CHIPSTEAD RIDING CLUB
ELSTEAD RIDING CLUB
EWSHOT RIDING CLUB
GUILDFORD & SOUTH RIDING CLUB
FARNHAM RIDERS CLUB
FRENESHAM RIDING CLUB
LODGE EQUESTRIAN RIDING CLUB
NEWLANDS CORNER RIDING CLUB
NORTH DOWNS RIDING CLUB
ORCHARD COTTAGE RIDING CENTRE
SILVERMERE EQUESTRIAN CENTRE
SURREY POLICE UNITED RIDERS
TILFORD AND RUSHMOOR RIDING CLUB
WEST SURREY RIDING CLUB
WEY VALLEY RIDING CLUB

Area 12 (South West)

ALSTONE COURT RIDING CENTRE
BLACKDOWN HILLS RIDING CLUB
BLACKDOWN MENDIP RIDING CLUB
BRENT KNOLL RIDING CLUB
CANNINGTON EQUESTRIAN CENTRE
CLEVEDON RIDING CENTRE
DIVOKY RIDING CENTRE
EXETER & DISTRICT RIDING CLUB
ILFRACOMBE & DISTRICT RIDING CLUB
LAMBERTS CASTLE RIDING CLUB
MID SOMERSET RIDING CLUB
NORTH DEVON RIDING CLUB
QUANTOCK RIDING CLUB
ROSEWALL EQUESTRIAN CENTRE
ROYAL NAVY RIDING CLUB
SHIPTON RIDING CLUB
SID & OTTER VALLEY RIDING CLUB
SIDCOT EQUESTRIAN CENTRE
SOUTH WESTERN DRESSAGE GROUP
TAUNTON & DISTRICT RIDING CLUB
URCHINWOOD MANOR RIDING CENTRE
WEST SOMERSET RIDING CLUB
WEYMOUTH & DISTRICT RIDING CLUB
WIDBROOK RIDING CENTRE
WITHERIDGE & DISTRICT RIDING CLUB
WOODSPRING RIDING CLUB

Area 13 (West Sussex)

ARDINGLY RIDING CLUB
BURSTOW & DISTRICT RIDING CLUB
GORING & DISTRICT RIDING CLUB
HORSHAM & DISTRICT RIDING CLUB
LAVANT HOUSE STABLES CENTRE
MID SUSSEX RIDING CLUB
ROGATE & DISTRICT RIDING CLUB
RUDGWICK & DISTRICT RIDING CLUB
THREE COUNTIES RIDING CLUB
WEST SUSSEX RIDING CLUB
WEST END RIDING CLUB
SUSSEX PEGGERS CLUB

Area 14 (Eastern Counties)

BECCLÉS & BUNGAY RIDING CLUB
CARLETON RIDING CLUB
CAROUSEL RIDING CLUB

COLNE VALLEY RIDING CLUB
DEBEN RIDING CLUB
FINN VALLEY RIDING CLUB
GIPPING RIDING SOCIETY
HALESWORTH & DISTRICT RIDING CLUB
HIGH FEN RIDING CLUB
HILL FARM EQUESTRIAN CENTRE
LAKESIDE RIDING CENTRE
NORFOLK HORSE TRAINING AND EQUITATION CLUB
ST EDMUNDS RIDING CLUB
SUFFOLK RIDING CLUB
WATTISFIELD & DISTRICT RIDING CLUB
WORLINGTON RIDING CLUB

Area 15 (Mid & South Wales)

BLAENAVON STIRRUP CLUB
CARDIFF RIDING CENTRE
CIMLA EQUESTRIAN CENTRE
CRICKLANDS EQUESTRIAN CLUB
FOREST OF DEAN RIDING CLUB
GOLDEN VALLEY RIDING CLUB
HEREFORD & DISTRICT RIDING CLUB
LLANTWIT MAJOR AND DISTRICT RIDING CLUB
MILLBROOK RIDING CLUB
MYNYDD RIDING CLUB
RHYDDID RIDING CLUB
RIDERS 2000 RIDING CLUB (CARDIFF)
RUDRY VILLAGE RIDING CLUB
SEVERNVALE EQUESTRIAN CENTRE
SOUTHERNDOWN RIDING CLUB
TORFAEN RIDING CLUB
VALE OF ARROW RIDING CLUB
VALE OF USK RIDING CLUB
Y FENNI & DISTRICT RIDING CLUB
WYE VALLEY RIDING CLUB

Area 16 (East Midlands)

ALKBOROUGH & DISTRICT SADDLE CLUB
BLIDWORTH EQUESTRIAN RIDING CLUB
EAST MIDLANDS DRESSAGE GROUP
GROVE HOUSE RIDING CENTRE
HEIGHINGTON RIDING CLUB
HOPE VALLEY RIDING CLUB
KETTLETHORPE RIDING CLUB
MALTBY AND DISTRICT RIDING CLUB
NORTH LINCS RIDING CLUB
REARSBY LODGE RIDING CLUB
RUTLAND RIDING CLUB
SOUTH LINCOLNSHIRE RIDING CLUB
SOUTH WINGFIELD & DISTRICT RIDING GROUP
THE PEAKIES RIDING CLUB
TICKHILL RIDING CLUB
TRENTVALLEY RIDING CENTRE
WELTON & DISTRICT RIDING CLUB
WHITE HORSE TREC GROUP
WITHAM VILLA RIDING CENTRE

Area 17 (Hampshire, Isle of Wight & Dorset)

ALDERNEY RIDING CLUB
ARNISS EQUESTRIAN CENTRE
BOURNE VALLEY RIDING CLUB
CHILWORTH RIDING CLUB
EAST DORSET RIDING CLUB

GORLEY VALE RIDING CLUB
GUERNSEY RIDING & HUNT CLUB
HAMPSHIRE RURAL RIDING CLUB
ISLE OF WIGHT RIDING CLUB
JERSEY RIDING CLUB
MEON RIDING CLUB
NEW FOREST PONY ENTHUSIASTS RIDING CLUB
NEW FOREST RIDING CLUB
PURBECK & DISTRICT RIDING CLUB
QUOB STABLES RIDING CENTRE
RYCROFT SCHOOL OF EQUITATION CENTRE
RUSSELLS EQUESTRIAN CENTRE
SHILLINGSTONE & DISTRICT RIDING CLUB
SOLENT RIDING CLUB
SOUTH WILTSHIRE RIDING CLUB
STOUR VALLEY RIDING CLUB
VECTIS EQUESTRIAN CLUB
WESSEX CLASSICAL RIDING GROUP

Area 18 (Oxon, Glos, Hereford & Worcs)

BAULKING GRANGE CENTRE
BEWDLEY BRIDLE CLUB
BROMSGROVE & DISTRICT RIDING CLUB
BROMYARD & DISTRICT RIDING CLUB
CHELTENHAM & DISTRICT RIDING CLUB
COUNTRY TREKS EQUESTRIAN CENTRE
CROPTHORNE AND EVESHAM VALE RIDING CLUB
EVENLODE RIDING CLUB
HYDE RIDING CLUB
ISIS DRESSAGE GROUP
LEADON VALE FAMILY RIDING CLUB
MALVERN HILLS RIDING CLUB
SHROPSHIRE SOUTH RIDING CLUB
WEST OXFORDSHIRE RIDING CLUB
WORCESTER & DISTRICT RIDING CLUB
WYVERN RIDING CLUB

Area 19 (Devon and Cornwall)

BERE HORSEWATCH RIDING CLUB
BIDEFORD & DISTRICT RIDING CLUB
CAMEL VALLEY RIDING CLUB
CORNWALL TREC GROUP
EAST CORNWALL RIDING CLUB
HOLSWORTHY & DISTRICT RIDING CLUB
LYD VALLEY RIDING CLUB
MARY TAVY RIDING CLUB
MID DEVON RIDING CLUB
NEWQUAY RIDING CLUB
PENINSULA DRESSAGE GROUP
SOUTH BRENT RIDING CLUB
SOUTH DEVON RIDING CLUB
ST AUSTELL BAY EQUESTRIAN CLUB
STOKE CLIMSLAND AND DISTRICT RIDING ASSOCIATION
TAVY VALLEY RIDING CLUB
THREEWATERS RIDING CLUB
WEST DEVON RIDING CLUB

Area 20 (N & M Wales, Staffs Shrops & MChesh)

BRADLEY DALE RIDING CLUB
CAE HIC LIVERY AND RIDING CENTRE
CAERNARFONSHIRE RIDING CLUB
CLWB MARCHOGAETH MON RIDING CLUB

DELAMERE FOREST RIDING CLUB
DOLFOR RIDING CLUB
EAST CHESHIRE COMBINED TRAINING GROUP
EAST CLWYD RIDING CLUB
FLINT AND DENBIGH RIDING CLUB
HAFREN RIDING CLUB
KEMBERTON RIDING STABLES CENTRE
LLANDUDNO RIDING CLUB
LLYN RIDING CLUB
MAELOR RIDING CLUB
NANTWICH RIDING CLUB
REASEHEATH EQUESTRIAN CENTRE
SHREWSBURY & DISTRICT RIDING CLUB
SOUTH CHESHIRE RIDING CLUB
VYRNWY VALLEY RIDING CLUB
WREKIN NORTH RIDING CLUB

Area 21 (West Wales)

CARDIGAN BAY RIDING CLUB
CLYDACH RIDING CLUB
CWM DERWEN RIDING CLUB
CWMAMAN RIDING CLUB
DINEFWR RIDING CENTRE
DYFFRYN PAITH RIDING GROUP
GOWER RIDING CLUB
RED KITE TREC GROUP
RIDDEN ARAB GROUP WALES
TIVYSIDE RIDING CLUB
TOWY VALLEY RIDING CLUB
VALE OF AERON RIDING CLUB
WEST WALES RIDING CLUB

Area 22 (Northern Scotland)

BADENOCH RIDING CLUB
BLACK ISLE GUYS ALTERNATIVE
BUCHAN RIDING CLUB
CAITHNESS RIDING CLUB
CALEDONIAN RIDING CLUB
DEESIDE AND DISTRICT RIDING CLUB
FIFE RIDING CLUB
FINDON & DISTRICT RIDING CLUB
FORTH VIEW RIDING CLUB
GORDON DRESSAGE GROUP
ISLE OF SKYE RIDING CLUB
LADYLEYS RIDING CLUB
LEWIS & HARRIS RIDING CLUB
MORAY RIDING CLUB
NORTH EAST FIFE RIDING CLUB
NORTH EAST RIDING CLUB (SCOTLAND)
NORTH EAST SCOTLAND TREC
ORKNEY RIDING CLUB
SANDAY SADDLE CLUB
SHETLAND RIDING CLUB
SKIBO CENTRE
STONEHAVEN AND AREA RIDING CLUB
STRATHEARN RIDING CLUB
STRATHISLA RIDING CLUB
STRATHMORE & DISTRICT RIDING CLUB
SUTHERLAND RIDING CLUB
TAYSIDE DRESSAGE GROUP
THE CABIN EQUESTRIAN CENTRE

Area 23 (Northern Ireland)

ARMAGH RIDING CLUB
BALLYCORR RIDING CLUB
BALLYKNOCK RIDING CLUB
BANN VALLEY RIDING CLUB
CAPALL RIDING CLUB
CLOGHER VALLEY RIDING CLUB
CROUGHEY & DISTRICT RIDING CLUB
CRAIGANTLET RIDING CLUB
DANESCROFT RIDING CLUB
DOWNSHIRE RIDING CLUB
ERNE LAKELAND RIDING CLUB
GILFORD & DISTRICT RIDING CLUB
GRANSHA RIDING CLUB
KILKEEL & DISTRICT RIDING CLUB
LAGAN VALLEY RIDING CLUB
LECALE RIDING CLUB
MAINE KILLYLESS RIDING CLUB
MOIHILL RIDING CLUB
MOORLOUGH RIDING CLUB
MOSSVALE RIDING CLUB
MOURNEVIEW RIDING CLUB
MOY RIDING CLUB
NEWCASTLE AND DISTRICT (NI) RIDING CLUB
NORTH ANTRIM RIDING CLUB
NORTH COAST RIDING CLUB
PORTMORE RIDING CLUB
REDHALL RIDING CLUB
SESKINORE & ECCLESVILLE RIDING CLUB
SIX MILE WATER RIDING CLUB
STRULE VALLEY RIDING CLUB
THE BEECHES RIDING CLUB
THE FOREST STABLES CENTRE
WARRENPOINT & DISTRICT RIDING CLUB

Overseas Clubs

ASSOCIATION OF IRISH RIDING CLUBS LTD
FRENCH CREEK DRESSAGE ASSOCIATION
SAIFI STABLES RIDING CLUB
WILLOWMAY FARM RIDING CENTRE

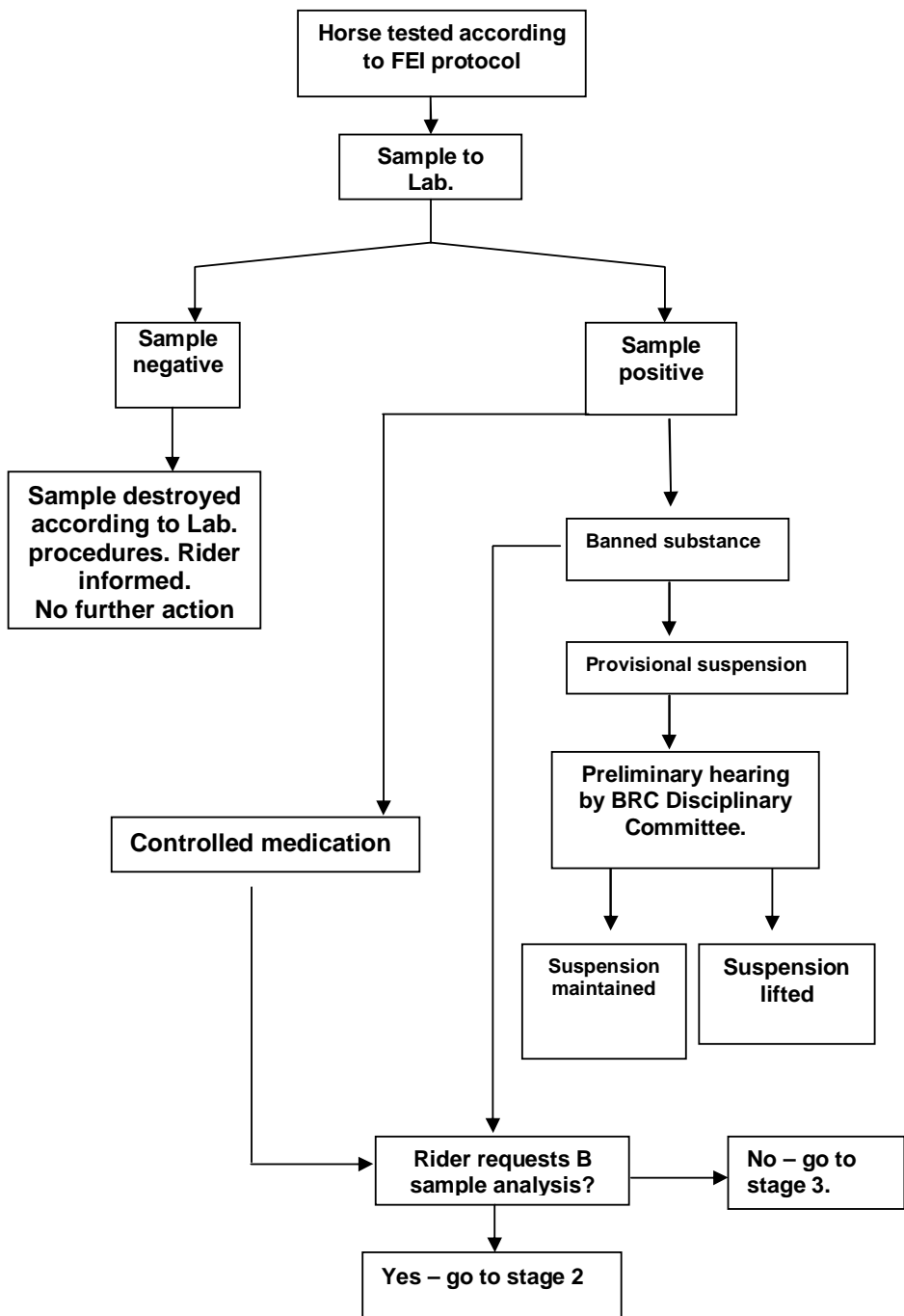
APPENDIX 24: Flu Vaccination Check Table

Jab 1/ Actual 2 nd Jab	2nd INJECTION DUE		BOOSTER DUE		Jab 1/ Actual 2 nd Jab	2nd INJECTION DUE		BOOSTER DUE	
	21 DAYS	92 DAYS	150 DAYS	215 DAYS		21 DAYS	92 DAYS	150 DAYS	215 DAYS
01-Jan	22-Jan	03-Apr	31-May	04-Aug	01-Jul	22-Jul	01-Oct	28-Nov	01-Feb
08-Jan	29-Jan	10-Apr	07-Jun	11-Aug	08-Jul	29-Jul	08-Oct	05-Dec	08-Feb
15-Jan	05-Feb	17-Apr	14-Jun	18-Aug	15-Jul	05-Aug	15-Oct	12-Dec	15-Feb
22-Jan	12-Feb	24-Apr	21-Jun	25-Aug	22-Jul	12-Aug	22-Oct	19-Dec	22-Feb
31-Jan	21-Feb	03-May	30-Jun	03-Sep	31-Jul	21-Aug	31-Oct	28-Dec	03-Mar
01-Feb	22-Feb	04-May	01-Jul	04-Sep	01-Aug	22-Aug	01-Nov	29-Dec	04-Mar
08-Feb	01-Mar	11-May	08-Jul	11-Sep	08-Aug	29-Aug	08-Nov	05-Jan	11-Mar
15-Feb	08-Mar	18-May	15-Jul	18-Sep	15-Aug	05-Sep	15-Nov	12-Jan	18-Mar
22-Feb	15-Mar	25-May	22-Jul	25-Sep	22-Aug	12-Sep	22-Nov	19-Jan	25-Mar
28-Feb	21-Mar	31-May	28-Jul	01-Oct	31-Aug	21-Sep	01-Dec	28-Jan	03-Apr
01-Mar	22-Mar	01-Jun	29-Jul	02-Oct	01-Sep	22-Sep	02-Dec	29-Jan	04-Apr
08-Mar	29-Mar	08-Jun	05-Aug	09-Oct	08-Sep	29-Sep	09-Dec	05-Feb	11-Apr
15-Mar	05-Apr	15-Jun	12-Aug	16-Oct	15-Sep	06-Oct	16-Dec	12-Feb	18-Apr
22-Mar	12-Apr	22-Jun	19-Aug	23-Oct	22-Sep	13-Oct	23-Dec	19-Feb	25-Apr
31-Mar	21-Apr	01-Jul	28-Aug	01-Nov	30-Sep	21-Oct	31-Dec	27-Feb	03-May
01-Apr	22-Apr	02-Jul	29-Aug	02-Nov	01-Oct	22-Oct	01-Jan	28-Feb	04-May
08-Apr	29-Apr	09-Jul	05-Sep	09-Nov	08-Oct	29-Oct	08-Jan	07-Mar	11-May
15-Apr	06-May	16-Jul	12-Sep	16-Nov	15-Oct	05-Nov	15-Jan	14-Mar	18-May
22-Apr	13-May	23-Jul	19-Sep	23-Nov	22-Oct	12-Nov	22-Jan	21-Mar	25-May
30-Apr	21-May	31-Jul	27-Sep	01-Dec	31-Oct	21-Nov	31-Jan	29-Mar	03-Jun
01-May	22-May	01-Aug	28-Sep	02-Dec	01-Nov	22-Nov	01-Feb	30-Mar	04-Jun
08-May	29-May	08-Aug	05-Oct	09-Dec	08-Nov	29-Nov	08-Feb	07-Apr	11-Jun
15-May	05-Jun	15-Aug	12-Oct	16-Dec	15-Nov	06-Dec	15-Feb	14-Apr	18-Jun
22-May	12-Jun	22-Aug	19-Oct	23-Dec	22-Nov	13-Dec	22-Feb	21-Apr	25-Jun
31-May	21-Jun	31-Aug	28-Oct	01-Jan	30-Nov	21-Dec	02-Mar	29-Apr	03-Jul
01-Jun	22-Jun	01-Sep	29-Oct	02-Jan	01-Dec	22-Dec	03-Mar	30-Apr	04-Jul
08-Jun	29-Jun	08-Sep	05-Nov	09-Jan	08-Dec	29-Dec	10-Mar	07-May	11-Jul
15-Jun	06-Jul	15-Sep	12-Nov	16-Jan	15-Dec	05-Jan	17-Mar	14-May	18-Jul
22-Jun	13-Jul	22-Sep	19-Nov	23-Jan	22-Dec	12-Jan	24-Mar	21-May	25-Jul
30-Jun	21-Jul	30-Sep	27-Nov	31-Jan	31-Dec	21-Jan	02-Apr	30-May	03-Aug

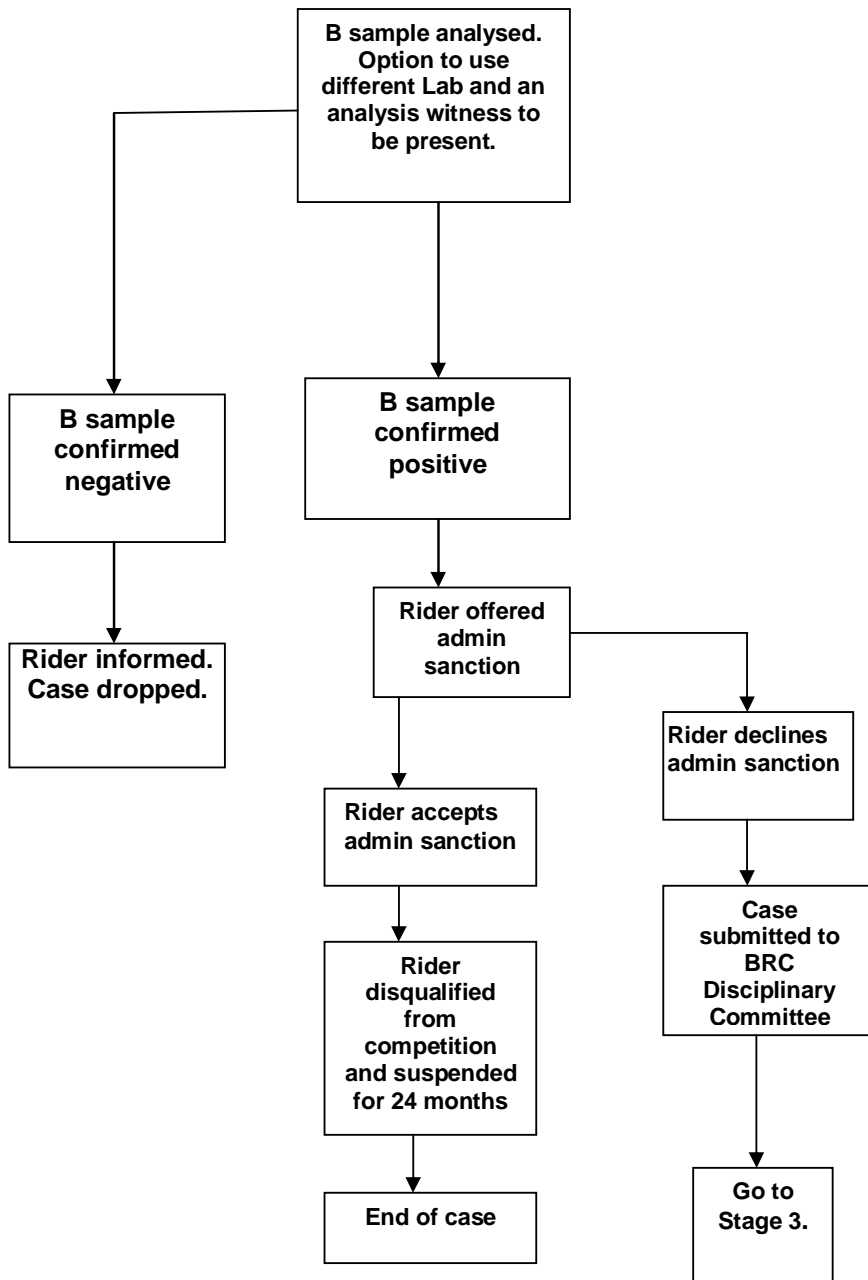
Example above: If the first date in your horse's programme is 1 January, then your second injection must fall within the following dates in the next two columns (shown in red). Let's say the second jab was on 22 Jan, which is fine, you must then find that date in the first column again in order to find out when it is permitted to administer the first booster (third injection). In this case it must be given between the two dates shown in green. (If the date of your horse's first jab was on 3 Jan, then the second jab must be given between 24 Jan and 5 April. Third must be given between 23 Jun and 27 Aug).

Leap years would be ignored for an annual booster, but for the two primary injections and first booster injections, the days must be counted and therefore a leap year would interfere with the correct number of days between injections. Please take this into account when using the chart. Relevant leap years: 1996, 2000, 2004, 2008, 2012.

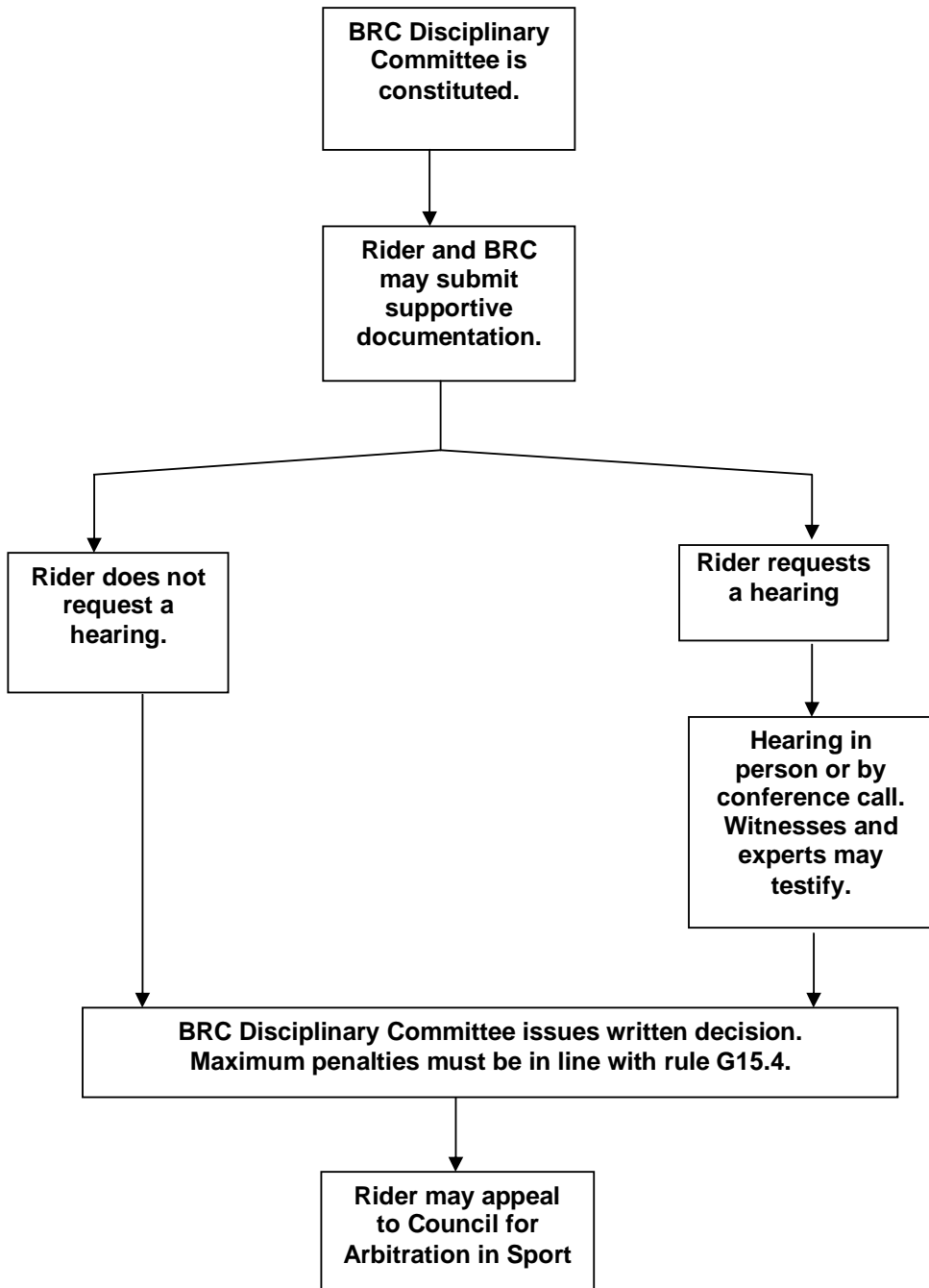
APPENDIX 25: Drug Testing Procedure Stage 1



APPENDIX 25: Drug Testing Procedure Stage 2



APPENDIX 25: Drug Testing Procedure Stage 3



APPENDIX 26: Contacts

BRC General Enquiries: 02476 840518

BRC Website: www.britishridingclubs.org.uk

The BHS Website: www.bhs.org.uk

BHS Bookshop: www.britishhorse.com

Tel: 02476 840513

BHS Horse Passport Line: 02476 840574

British Dressage: 02476 698830

British Eventing: 02476 698856

British Showjumping: 02476 698800

British Endurance: 02476 697929

British Equestrian Federation: 02476 698871

Pony Club: 02476 698300

RDA: 0845 658 1082

British Riding Clubs, The British Horse Society
Abbey Park, Stareton, Kenilworth, Warwickshire CV8 2XZ

BRC TRAINING 2015

Introduction

Welcome to the Training Section of British Riding Clubs Rule Book.

It is intended to help members who are new to horse care and riding skills, as well as those who already have some experience. The training is based over a number of levels, starting with the most simple, Level 1, to the most difficult, Level 4. At each level members receive training and then are assessed on their knowledge and practical skills, they receive a certificate which recognises their achievements.

One of the main objectives is to improve the standards of riding and horse welfare nationwide. We have designed these assessments to encourage members of riding clubs to be the best they can be.

Notes on Dress

Candidates should be suitably dressed in a safe and practical manner. Riding boots, or boots and chaps together with gloves and a riding hat of the current standard are required.

Spurs and whips can be worn or carried from BRC Level 2 onwards. A body protector to the current standard is highly recommended for show jumping and is compulsory for cross country.

Candidates are strongly advised not to wear jewellery which could become caught and cause injury.

Official Panel of Assessors for British Riding Clubs

Any current member of an affiliated Riding Club wishing to become an Assessor for Riding and Horse Care must fill out an application form (found on the website) and attend an assessment day to observe current assessors in progress. Assessors who are not a British Horse Society registered instructor should have completed a First Aid Course and a Safeguarding course *. If an Assessor does not hold these certificates, they must ensure that a person is in attendance that does. Copies of certificates must be sent to the British Riding Club (BRC) office.

No formal training is given; candidates are expected to have a high level of equine knowledge and experience. It is recommended that candidates attend relevant assessments with a qualified assessor at Level 3 or above to observe and learn. Assessors for Riding and Care Level 4 will be selected by the British Riding Club office.

The List of Assessors is kept on the British Riding Club website and is updated regularly.
<http://www.bhs.org.uk/enjoy-riding/british-riding-clubs/brc-assessments-and-training>

Fees

Assessors Fees

Some Assessors are happy to receive travel expenses only (BRC recommends 45 pence per mile), whilst others, particularly professionals, may require a fee as well. British Riding Clubs are not able to intervene in these negotiations.

Results and Certificate Fees

Results sheets for all BRC assessments in Riding and Horse Care and Stable Management should be signed by the Assessor and returned to the BRC office, with the appropriate fee for each candidate, pass or fail. Results forms can be obtained from brctraining@bhs.org.uk.

Candidates must be recorded on the club membership list – those who are not will have their certificates withheld until proof of membership can be provided. Fees are £15 per candidate for each assessment. This is subject to change.

Riding and Horse Care and Stable Management Level 4 Fees

Horse Care and Stable Management £65

Riding without jumping £65

Riding with jumping £100

Jumping Only £35

(Level 4 assessments should only be organised with the approval of the BRC office).

British Riding Club Level 1 Riding

Organisation

Your Riding Club should organise the facilities, date and Assessor. Your club is also responsible for completing a risk assessment and it needs to inform the BRC office three weeks before the intended assessment date so it can be placed on the central calendar.

Riding Assessment Facilities

- The arena should be no less than 20 x 40m and have a safe and well maintained surface.

Riding Requirements

- Candidates must be capable of riding a suitable horse. If the Assessor considers them not to be capable, the candidate may be asked to retire
- Lead a horse in either hand
- Mount and dismount
- Correctly adjust stirrups and girth
- Have a safe position and a basic knowledge of the aids
- Independently ride at walk, trot and canter
- Make progressive transitions including halt

Assessor

Any British Horse Society registered instructor or a person included on the BRC Panel of Assessors may assess this level.

British Riding Club Level 2 Riding

Levels 1 and 2 may be taken on the same day.

Organisation

Your Riding Club should organise the facilities, date and Assessor. Your club is also responsible for completing a risk assessment and it needs to inform the BRC office three weeks before the intended assessment date so it can be placed on the central calendar.

Level 2a Riding (with jumping)

Riding Assessment Facilities

- The arena should be no less than 20 x 40m and have a safe and well maintained surface.
- A field or open space where the candidates can be examined riding outdoors.
- Six wooden poles set out as trotting poles on the ground at suitable distances.
- Six fences using suitable wings, two with fillers at a maximum height of 60 cm with no double fences. The course should be designed to show the rider's ability to change direction and approach fences.

Requirements

Candidates must be capable of riding a suitable horse, alone and in company.

- Show a suitable position in the saddle, independent of the reins
- Show control of the horse at walk, trot and canter
- Ride with/without stirrups at a walk, trot and canter
- Recognise the correct diagonals
- Correct use of aids in walk, trot and canter. Showing canter on a named leg
- Understand exercises, movements and transitions
- Work over trotting poles and small jumps (not over 60cm) safely
- Correctly handle the whip and reins in one hand

General Knowledge

Riding on public highways

Opening and shutting a gate

Level 2b (without jumping)

You will need to complete all of the requirements for section 2a; however, you will not need to jump any fences.

Assessors for Level 2 Riding

Any British Horse Society registered instructor or a person included on the BRC panel of assessors may assess this level.

An Assessor may not examine more than twelve candidates in any one day.

British Riding Club Level 3 Riding

Levels 1 and 2 may be taken on the same day.

Organisation

Your Riding Club should organise the facilities, date and Assessor. Your club is also responsible for completing a risk assessment and it needs to inform the BRC office three weeks before the intended assessment date so it can be placed on the central calendar.

Level 3a Riding (with jumping)

Riding Assessment Facilities

- The arena should be no less than 20 x 40m and have a safe and well maintained surface.
- A field or open space where the candidates can be examined riding outdoors. The test cannot be taken entirely indoors.
- At least 8 show jumping fences at a maximum height of 90cm with a double or related distance.
- Cross country course with eight to ten fences.

Requirements

- The effective rider should be able to maintain an independent position in all paces.
- Apply the aids correctly and subtly and understand the reasons for them.
- Canter on a named leg, both with and without stirrups.
- Ride progressive transitions, show changes of paces within the gait.
- Show judgement of pace/balance.
- Show turns at the walk, including turns about the forehand and work towards leg yield.
- Jump at all paces to an approximate height of 90cm over both show jumps and cross country fences.
- Ride up and down gradual and steep inclines.
- Ability to ride amongst other riders and individually.

LEVEL 3b (without jumping)

You will need to complete all of the requirements for section 3a; however, you will not need to jump any fences.

Assessors for Level 3 Riding

Any Assessor found on British Riding Clubs Assessors Panel for Riding 3.

British Riding Club Level 4 Riding

An Assessor may not examine more than six candidates in any one day.

Organisation

To be organised in conjunction with the BRC office.

Level 4a Riding (with jumping)

Riding Assessment Facilities

- The arena should be no less than 20 x 40m and have a safe and well maintained surface.
- A field or open space where the candidates can be examined riding outdoors. The test cannot be taken entirely indoors.
- At least 8 show jumping fences at the required height
- Cross country course with eight to ten fences.

Requirements

- The candidate should be an educated rider, capable of improving the training of a horse and participating in equestrian activities.
- Demonstrate suitable position for riding on the flat and over fences, applying the aids quietly and effectively.
- The ability to ride the horse forward into an acceptance of aids.
- Show the principles and stages of schooling a horse up to BRC Horse Trials 100+ standard in all elements.
- Ride a trained horse up to Elementary level dressage standard, including lateral work.
- Ride in a double bridle.
- Ride over a course of jumps between 90cm to 110cm, changing direction and showing judgement of stride and pace.

Level 4b (without jumping)

You will need to complete all of the requirements for section 4a; however, you will not need to jump any fences.

Assessors for Level 4 Riding

The Assessor will be appointed by the BRC office. No candidate may be assessed by an Assessor who during three months prior to the assessment has either instructed the candidate or been concerned with the schooling of the horse used during the assessment.

British Riding Club Level 1 Horse Care and Stable Management

As far as possible this will be a practical assessment, taken in pairs or small groups. You will be assessed on your knowledge of the care of both a horse at grass and of a stabled horse.

Organisation

Your local Riding Club should book the facilities, the assessor, and the date. The BRC office should be advised three weeks before the intended assessment date, so it can be placed on the central calendar.

Equipment

- Head collar and lead rope
- Food samples including hay
- Haynet (filled)
- Grooming kit including tail bandage

- Snaffle bridle, saddle and numnah to fit the horse
- Turnout rug with leg straps to fit the horse

Knowledge

- Requirements of a horse when living out
- Requirements of a horse when stabled

Management at grass/stable

- A knowledge of poisonous plants
- Basic knowledge of paddock management
- How to catch and turn horses out
- How to check horses at grass and discuss the need for daily visits
- Management of the stable, including types of bedding
- Importance of worming
- How to correctly tie up a horse
- How to pick out and examine feet
- Recognise when a horse needs shoeing and discuss how often this is required.
- Understand the principles of grooming

Saddlery

- Inspect tack for condition
- To correctly put on a saddle, bridle (snaffle) and martingale and comment on fitting
- To correctly untack

Rugs and Bandages

- Put on a tail bandage and suitable leg bandages
- Put on and remove a variety of rugs

Psychology

- Understand the behaviour of the horse

Feeding

- Understanding a horse's diet and the principles of feeding and watering in suitable amounts
- Identify good, acceptable and bad forage
- Recognise common feeds from samples and comment on quality
- Fill a hay net and tie it up safely
- Basic knowledge of the parts of a horse's digestive system

Health

- Know when to call the vet
- Recognise signs of ill health
- Treatment of minor ailments and cuts
- Knowledge of equine influenza and tetanus injections

Safety

- Know correct procedure in the event of accident or fire and the principles to follow

General Knowledge

- Know some equine descriptive terminology, colours and markings
- Points of the horse
- Ability to identify vital organs and their locations

Assessor

Any British Horse Society registered Instructor or member included on the British Riding Club panel of Assessors. An Assessor may not examine more than twelve candidates in any one day.

British Riding Club Level 2 Horse Care and Stable Management

As far as possible this will be a practical assessment, taken in pairs or small groups. You will be assessed on your knowledge of the care of both a horse at grass and of a stabled horse.

Organisation

- Your local Riding Club should book the facilities, the assessor, and the date. The BRC office should be advised three weeks before the intended assessment date, so it can be placed on the central calendar.

Equipment

- Grooming kit
- Clippers and trimming devices. Plaiting equipment
- Saddles, snaffle bridle, breast plate, martingale, numnah, rugs, boots – various types, bandages and under padding
- Equipment for lungeing

Stabling

- Importance of inspecting first thing in the morning and last thing at night
- Building and maintaining a muck heap
- Show basic knowledge of stable design in respect of safety features and ventilation
- Understand the importance of safety in the stable yard

Grooming

- Groom a horse correctly and safely
- Cooling a horse

Clipping and trimming

- Why you need to clip
- Preparation for clipping and assistance
- Care of mane/tail, including plaiting if appropriate

Health

- Recognise the signs of good and bad health
- Know how to take a temperature, pulse and respiration rate of horse
- Deal with cuts and abrasions
- Recognise lameness and how to identify
- Stand a horse up and trot up

- Know when to call the Veterinary Surgeon and what information to give
- Understand and explain the use of cold water, bandages, hosing and tubbing
- Knowledge of horses' teeth
- Psychology
- Ability to work safely and practically around a nervous horse.

Exercise and Lungeing

- Ability to lunge a horse for exercise
- How to relate condition, feeding and exercise
- Fittening a horse for work and roughing off

Feeding

- Understanding dietary changes and basic knowledge of constituents of feed
- Feeding of sick, young or old horses.

Saddlery

- Fitting of basic bits, saddles, breast plate, martingales and numnahs
- Fit various types of boots
- Care and maintenance of tack
- Use of different rugs and bandages

Travel

- Preparing a horse for travel, knowledge of loading/unloading

Safety

- Understand the principles of risk assessment on the yard

Shoeing

- Recognise when a horse's foot needs attention

Anatomy and physiology

- Know the basic skeleton of the horse
- Know the position of the main organs in the horse's body
- Basic structure of the horse's foot.

Assessor

An Assessor from the British Riding Club Assessors Panel for Horse Care Level 2 or above. No Assessor may examine more than eight candidates in any one day. Horse Care 1 and 2 may be taken on the same day.

British Riding Club Level 3 Horse Care and Stable Management

As far as possible this will be a practical assessment, taken in pairs or small groups. You will be assessed on your knowledge of the care of both a horse at grass and of a stabled horse.

Organisation

Your local Riding Club should book the facilities, the assessor, and the date and refer them to the British Riding Club office.

Equipment

- Lungeing equipment
- Various saddlery and tack
- Various bits and nose bands
- Various types of common remedial shoe
- Travel equipment
- Variety of rugs including blanket and sweat sheet
- Exercise boots
- Safe trailer or lorry

Stable Construction

- Knowledge of standard requirements of a suitable loose box

Stable Routine

- Have a good and practical routine and the ability to manage several stabled horses including mucking out, feeding, exercise, grooming, stable management and tack cleaning

Feeding

- Have a knowledge of the horse's digestive system and understand the implications of feeding additives
- Understanding of supplements and electrolytes, awareness of forbidden substances in relation to the horse's exercise routine

Exercise and Lungeing

- An appreciation of the fitness and health needed to compete at BRC Area level
- Basic knowledge of the respiratory and circulatory system
- The ability to work and lunge a horse
- The ability to fit various types of tack, including a double bridle
- Knowledge of permitted tack for competitions

Shoeing

- The ability to discuss good and bad shoeing and the purpose of studs
- Know the structure of the foot and lower leg

Clipping

- Handling and control of a horse while clipping
- Maintenance of clippers

Rugs and Bandages

- Understand the need for rugging a horse and types of rug
- Discuss and put on an exercise bandage

Travelling

- The ability to load and unload a horse and the implications of travelling

Veterinary

- Understand the basic requirement of a sick horse and care of, as instructed by the vet
- Knowledge of common equine diseases, how they spread and how to isolate infected

- horses
- The ability to administer medicine

Anatomy

- Knowledge of conformation in relation to performance
- Knowledge of muscles when moving and at rest
- The ability to identify unsoundness

Psychology

- Discuss the issues of stress when training, travelling or competing and how to treat and prevent stress
- Knowledge of the causes and prevention of vices
- Use calmness, kindness and respect when establishing a horse's confidence and improving his well being
- Understand behavioural characteristics such as shying, pulling, excitability, bucking and napping and possible reasons for this behaviour

Assessor

An Assessor from the British Riding Club Assessors Panel for Horse Care Level 2 or above. No Assessor may examine more than eight candidates in any one day.

British Riding Club Level 4 Horse Care and Stable Management

As far as possible this will be a practical assessment, taken in pairs or small groups. You will be assessed on your knowledge of the care of both a horse at grass and of a stabled horse.

Organisation

To be organised in conjunction with the BRC office.

Qualifications

Candidates must be 16 years or over and hold Horse Care Level 4.

Physiology

- Systems of support and movement: muscles, tendons, ligaments and joints and their function and effect on performance and movement
- Nervous and sensory systems
- The skin
- The reproductive, urinary and mammary systems
- The lymphatic and endocrine system

Psychology

- Reasons for stable vices
- Prevention of stress/tension
- The five senses

Handling

- The correct approach when dealing with different horses in a variety of situations
- Dealing with a cast horse and its aftercare

- Leading a horse for show and vet inspection

Conformation

- The relation to suitability to specific activities and performance levels
- Knowledge of vetting a horse for purchase, including warranties and the soundness of the horse

Stable yard

- Management of a yard, including lights, drainage, ventilation, water, grazing areas, arenas and surfaces
- Correct precautions against burglary and fire
- Organisation of the feed room and tack store
- Position, building and disposal of the muck heap
- The importance of keeping correct records, including accident and insurance forms
- First aid
- Daily routine for a yard of four horses in work

Saddlery

- The ability to make temporary adjustments to tack
- Recognise types of bit, tack and saddle: advantages, disadvantages, their fit, actions, implications and indicate the discipline they should be used in
- Saddles – GP, dressage, jumping. Martingales, breastplates and over girth

Exercise and fittening

- Understand alternative methods of exercise and fittening

Lungeing

- The ability to lunge young and difficult horses, showing improvement

Health and condition

- Understand and use the 'body score system' to assess a horse's condition
- Understand anaerobic and aerobic fitness
- Recognise and deal with an exhausted, stressed or dehydrated horse

First aid, nursing and minor ailments

- Use support and surgical bandaging, including figure of eight, hock and knee
- Knowledge and ability to use hot and cold poultices. Ability to poultice the foot
- Deal with wounds with severe bleeding
- Recognise and treat colic until the vet arrives
- Understand ailments relating to feeding, azoturia, laminitis etc.
- Understand diseases and unsoundness of the respiratory system, including whistling and roaring
- Understand COPD, allergies, strangles, coughs, colds etc.
- Understand skin diseases
- Understand problems in relation to the horse's eyes.

Lameness

- How to detect heat, swelling and lameness in the leg
- Seats of lameness, including spavin, splints, curbs, arthritis, strains etc.

- Where to find them, what they are and how they are caused
- Lameness associated with conformation faults
- Diseases and ailments of the foot

Loading and travelling

- Inspection and maintenance of the horse box or trailer
- Knowledge of current transport regulations and licensing requirements

Grass management

- Correct management, including watering systems, fencing, topping, harrowing, strip grazing, shelter etc.
- Importance of soil testing, fertilisers and the correct seeding for your soil
- Precautions to use after use of sprays, lime, fertiliser etc.

Breeding

- Principles of the care of broodmares, foals and young stock
- How to select broodmares and stallions
- Understand a basic covering programme, including choice of service date
- Foaling environments, facilities, equipment, selection, preparation and procedures
- Care of the in-foal mare, including feeding, worming, and testing
- Precautionary measures, including tetanus and influenza
- Signs displayed when the mare is about to foal
- What to watch out for when the mare is foaling
- Deciding factors on whether to return the mare to stud and procedures necessary
- How to travel mares and foals
- How and when to wean foals
- Advantages and disadvantages of gelding colts
- How to cope with basic problems which may occur at any time with mares, foals and young stock.

Assessor requirements

There will be a minimum of two Assessors and one Chief Assessor. They should hold either the Fellow of The British Horse Society, British Horse Society Instructor certificate or be a Riding 4 Assessor.